

Flint Waiver Progress Report

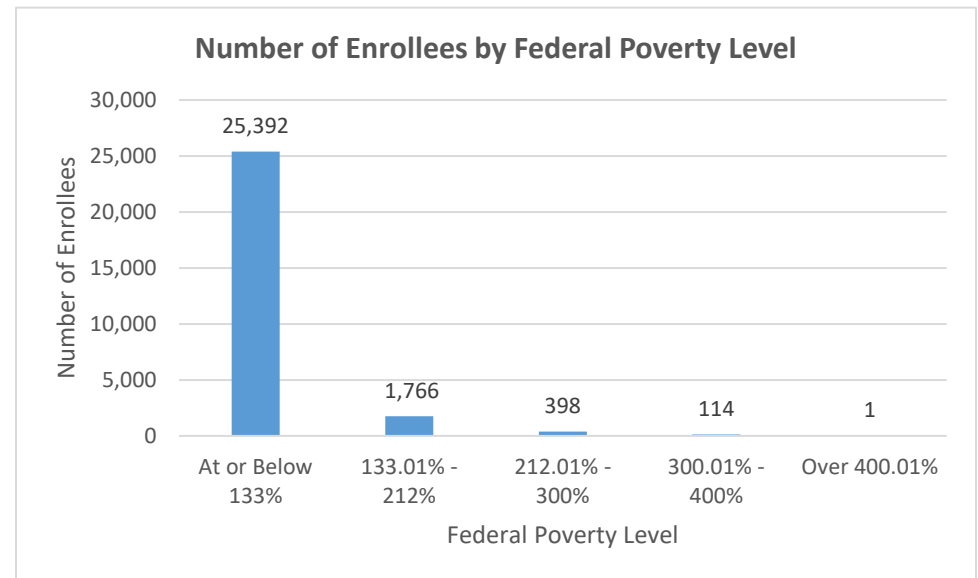
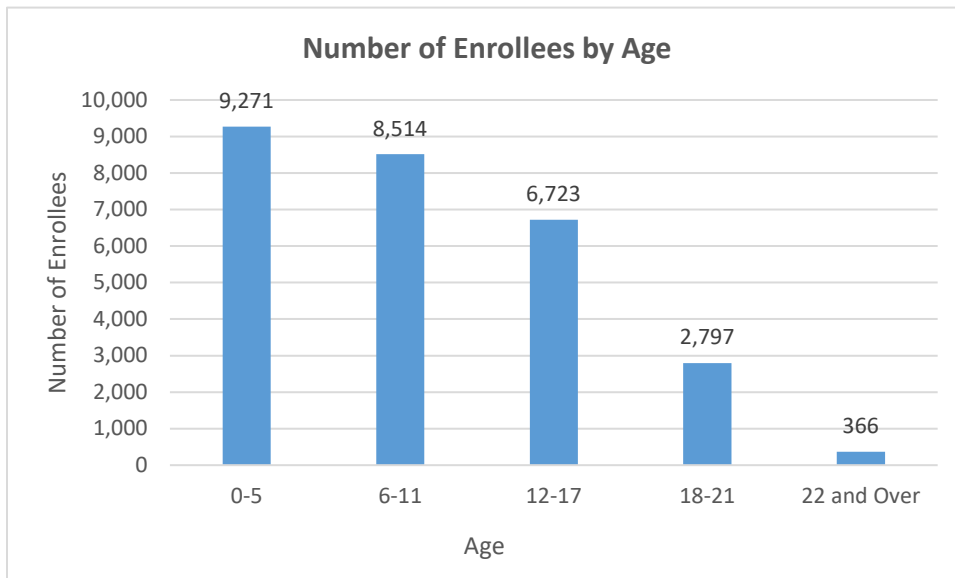
Tuesday, October 10, 2017

TOTAL ENROLLEES: 27,671

Enrollment Break Down

Gender		Pregnant Women and Under 21	
Male	13,793	Pregnant Women	542
Female	13,878	Under 21	27,129
Existing and New Enrollees		Type of Coverage	
Existing*	24,850	Full Coverage	27,612
New	2,821	Limited Coverage	40
		Spenddown	19

*Existing refers to people already enrolled as of 5/9/2016.

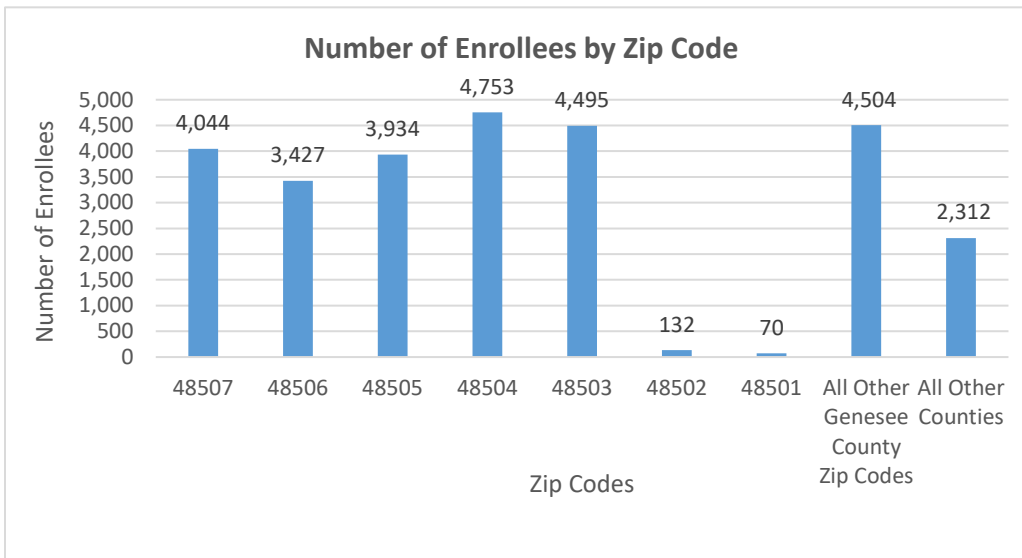
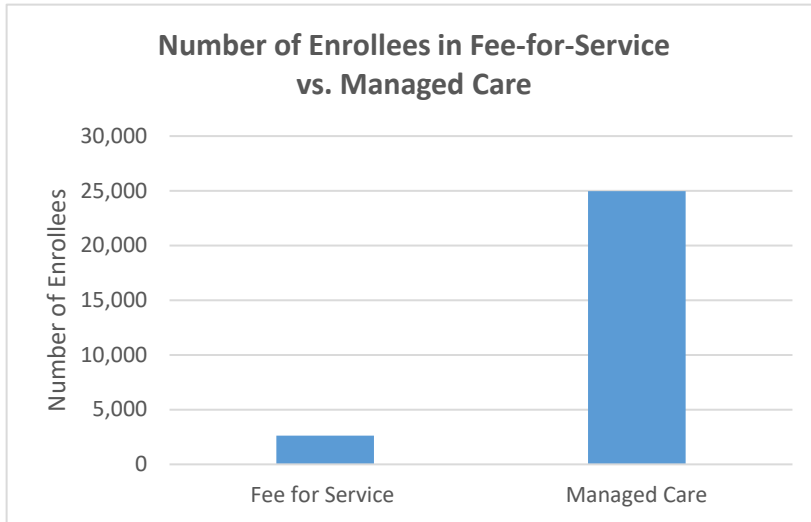


Flint Waiver Progress Report

Tuesday, October 10, 2017

Health Plan Enrollment

Health Plan	Number of Enrollees	Percent of Total Enrollment
Aetna Better Health of Michigan	17	0.1%
Blue Cross Complete of Michigan	2,400	9.6%
HAP Midwest Health Plan	360	1.4%
Harbor Health Plan	2	0.0%
McLaren Health Plan	6,017	24.1%
Meridian Health Plan of Michigan	5,384	21.6%
Molina Healthcare of Michigan	9,861	39.5%
Priority Health Choice	22	0.1%
Total Health Care	24	0.1%
United Healthcare Community Plan	871	3.5%
Upper Peninsula Health Plan	20	0.1%



Application and Applicant Data (since 5/9/16)

Total Applications	17,664
Applicant Data	
Applicants approved	6,204
Applicants approved for other Medicaid health care programs	9,787
Applicants pending	41
Applicants denied	12,396
Total Applicants	28,428

Application data is a running total and will not match enrollment data referenced on page one due to data system variances and normal monthly enrollment changes.