

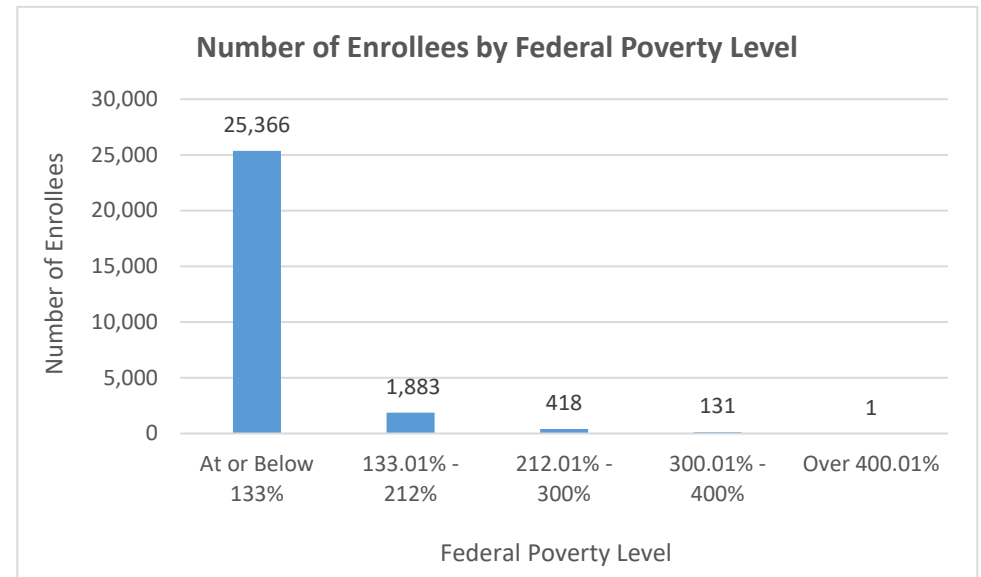
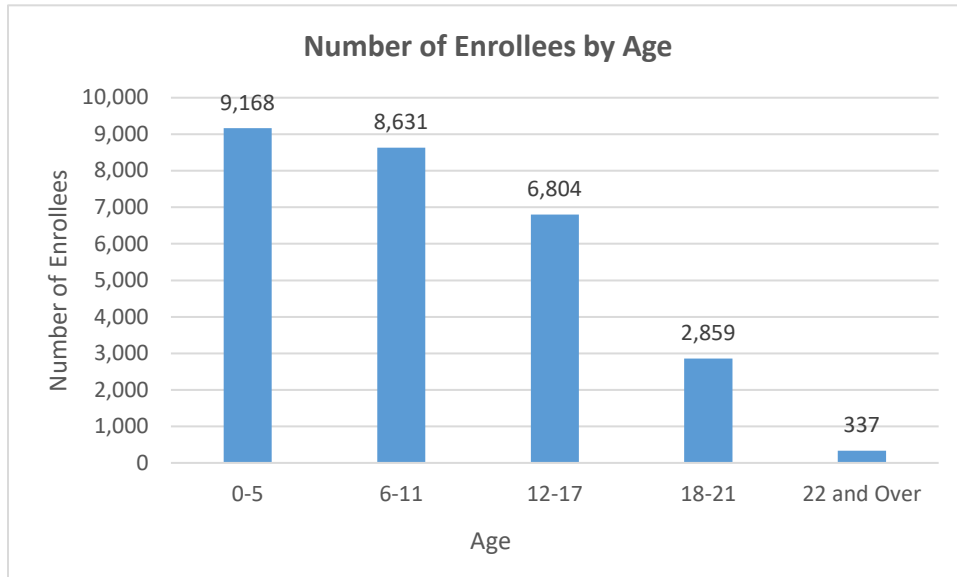
## Flint Waiver Progress Report

Tuesday, November 28, 2017

**TOTAL ENROLLEES: 27,799**

### Enrollment Breakdown

Gender		Pregnant Women and Under 21	
Male	13,881	Pregnant Women	510
Female	13,918	Under 21	27,289
Existing and New Enrollees		Type of Coverage	
Existing*	24,794	Full Coverage	27,739
New	3,005	Limited Coverage	40
*Existing refers to people already enrolled as of 5/9/2016.		Spenddown	20

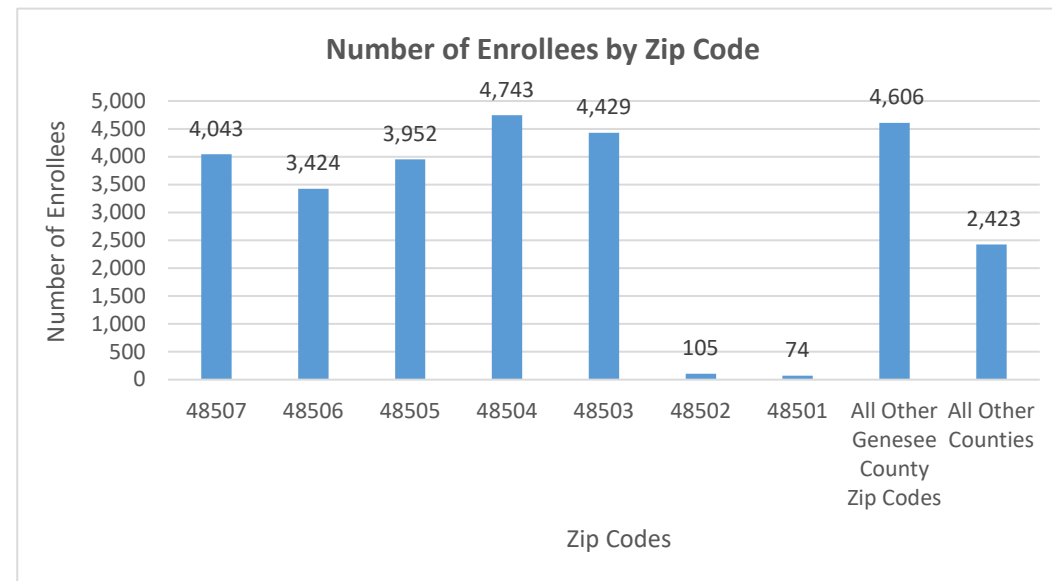
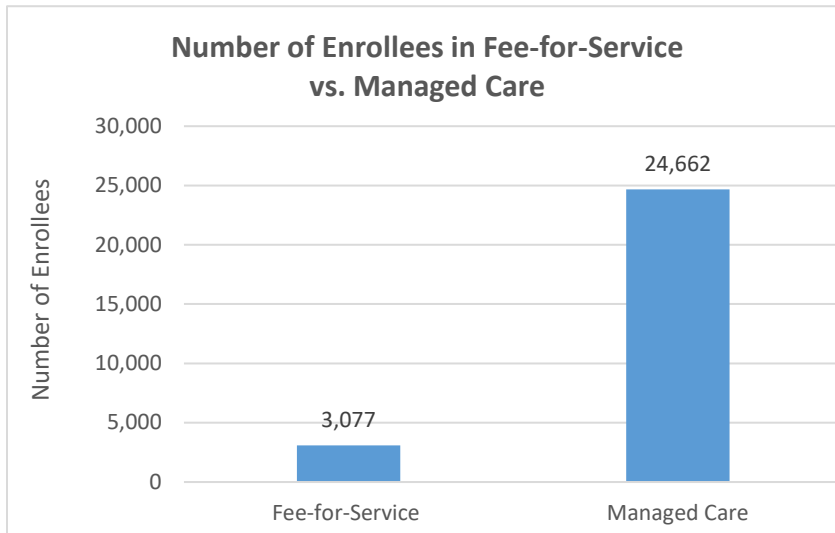


## Flint Waiver Progress Report

Tuesday, November 28, 2017

### Health Plan Enrollment

Health Plan	Number of Enrollees	Percent of Total Enrollment
Aetna Better Health of Michigan	18	0.1%
Blue Cross Complete of Michigan	2,370	9.6%
HAP Midwest Health Plan	340	1.4%
Harbor Health Plan	1	0.0%
McLaren Health Plan	5,969	24.2%
Meridian Health Plan of Michigan	5,356	21.7%
Molina Healthcare of Michigan	9,683	39.3%
Priority Health Choice	19	0.1%
Total Health Care	22	0.1%
United Healthcare Community Plan	868	3.5%
Upper Peninsula Health Plan	16	0.1%



### Application and Applicant Data (since 5/9/16)

<b>Total Applications</b>	<b>18,730</b>
<b>Applicant Data</b>	
Applicants approved	6,618
Applicants approved for other Medicaid health care programs	10,392
Applicants pending	55
Applicants denied	15,055
<b>Total Applicants</b>	<b>32,120</b>

Application data is a running total and will not match enrollment data referenced on page 1 due to data system variances and normal monthly enrollment changes.