

Flint Waiver Progress Report

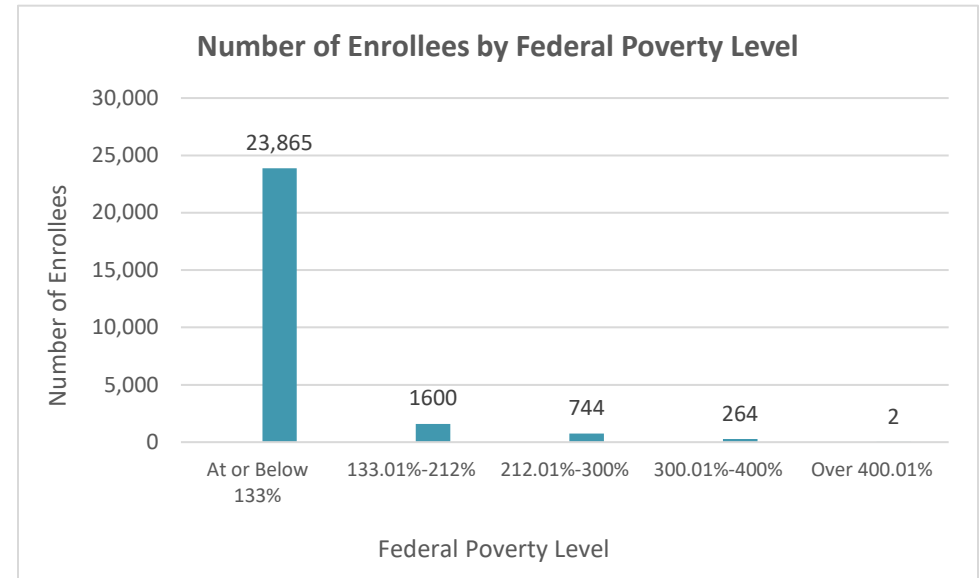
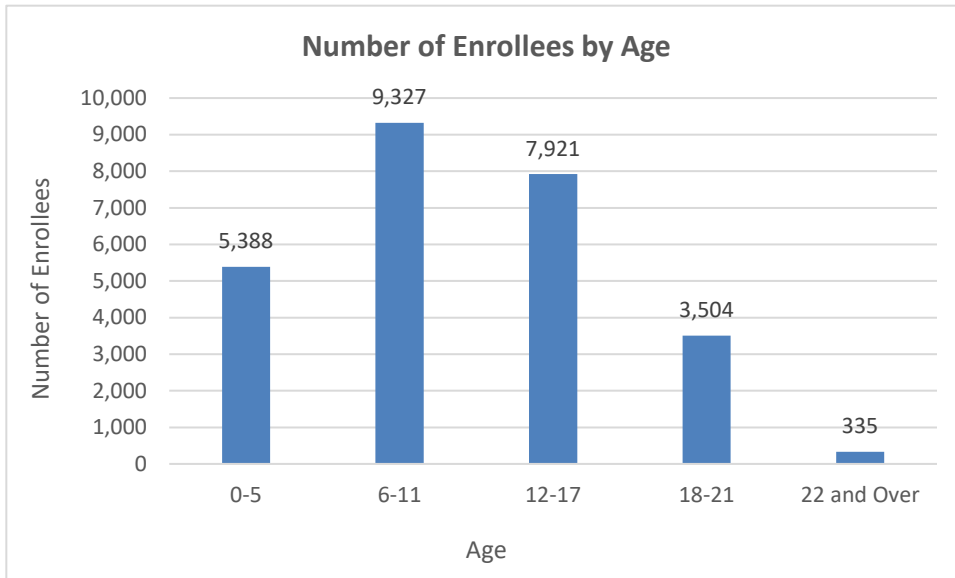
Tuesday, May 24, 2021

TOTAL ENROLLEES: 26,475

Enrollment Breakdown

Gender		Pregnant Women and Under 21	
Male	13,354	Pregnant Women	399
Female	13,121	Under 21	26,076

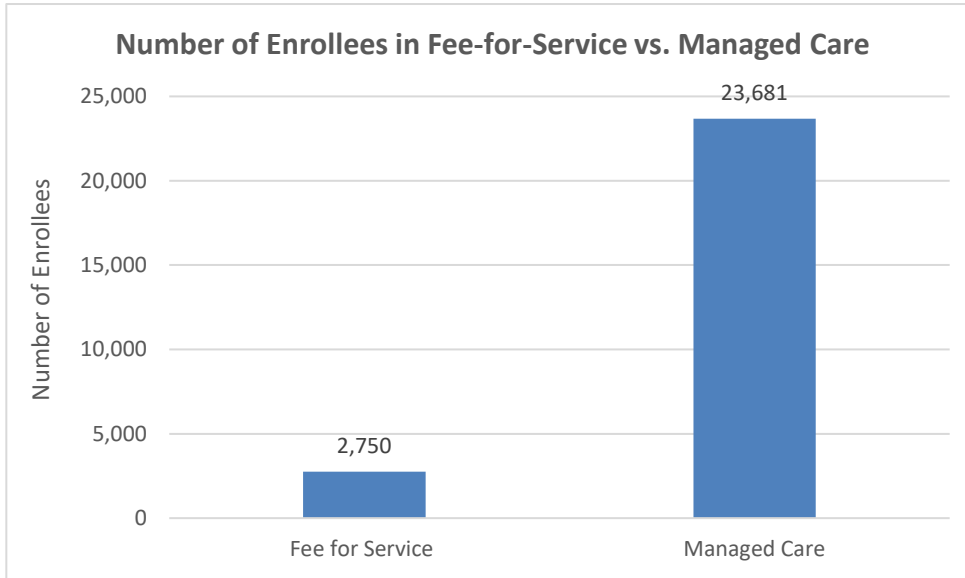
Existing and New Enrollees		Type of Coverage	
Existing*	21,303	Full Coverage	26,431
New	5,172	Limited Coverage	39
<i>*Existing refers to people already enrolled as of 5/9/2016.</i>		Spenddown	5



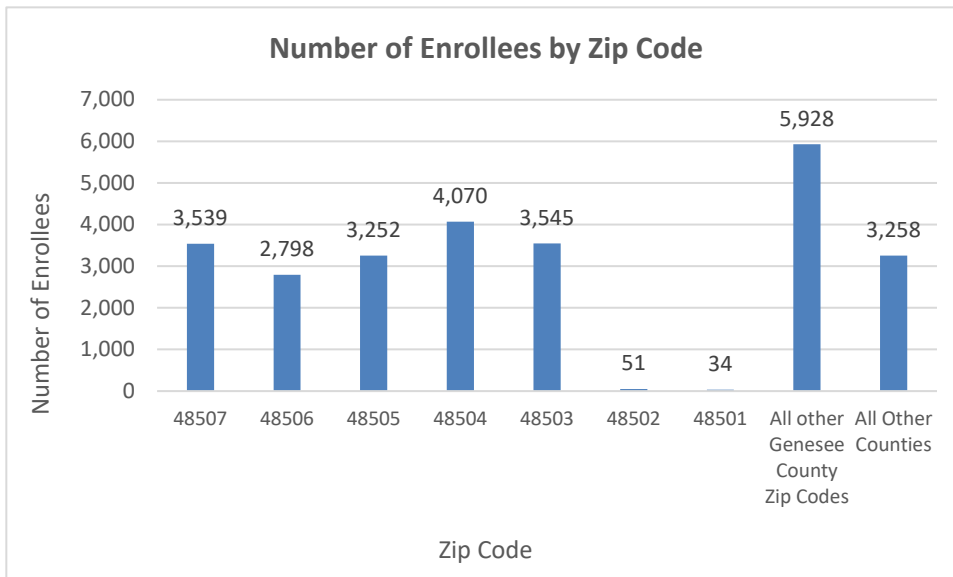
Flint Waiver Progress Report

Tuesday, May 24, 2021

Health Plan Enrollment



Health Plan	Number of Enrollees	Percentage
Aetna Better Health of Michigan	25	0.1%
BLUE CROSS COMPLETE	3,379	14.3%
HAP EMPOWERED	527	2.2%
MCLAREN HEALTH PLAN	5,428	22.9%
MERIDIAN HEALTH PLAN OF MICHIGAN	5,059	21.4%
MOLINA HEALTHCARE OF MICHIGAN	7,553	31.9%
PRIORITY HEALTH GOV PROGRAMS INC	51	0.2%
TOTAL HEALTH CARE	29	0.1%
UnitedHealthcare Community Plan	1,601	6.8%
UPPER PENINSULA HEALTH PLAN INC	29	0.1%



Application and Applicant Data (since 5/9/16)

Total Applications	30,554
Applicant Data	
Applicants approved	14,761
Applicants approved for other Medicaid health care programs	14,369
Applicants pending	6
Applicants denied	90,817
Total Applicants	119,953

Application data is a running total and will not match enrollment data referenced on page 1 due to data system variances and normal monthly enrollment changes.