

Flint Waiver Progress Report

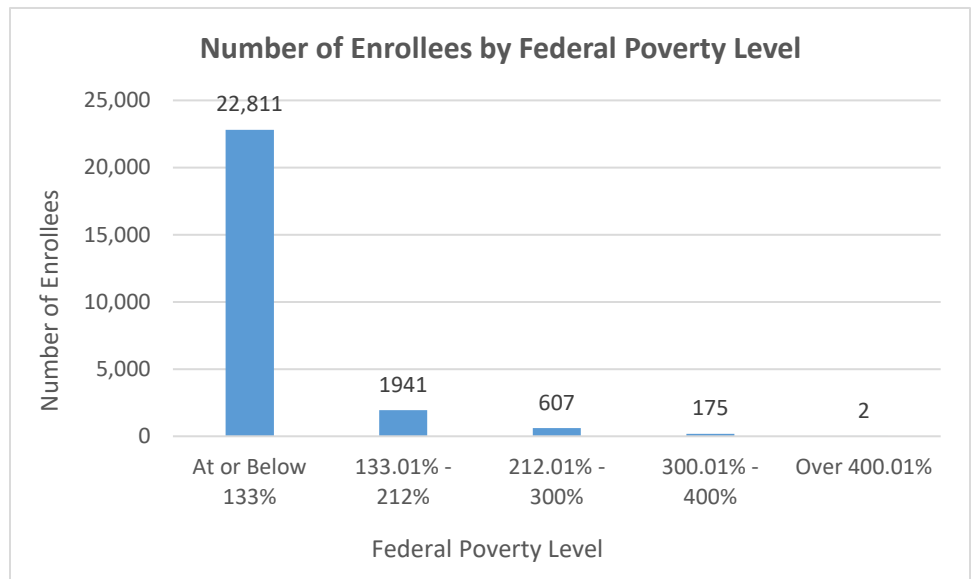
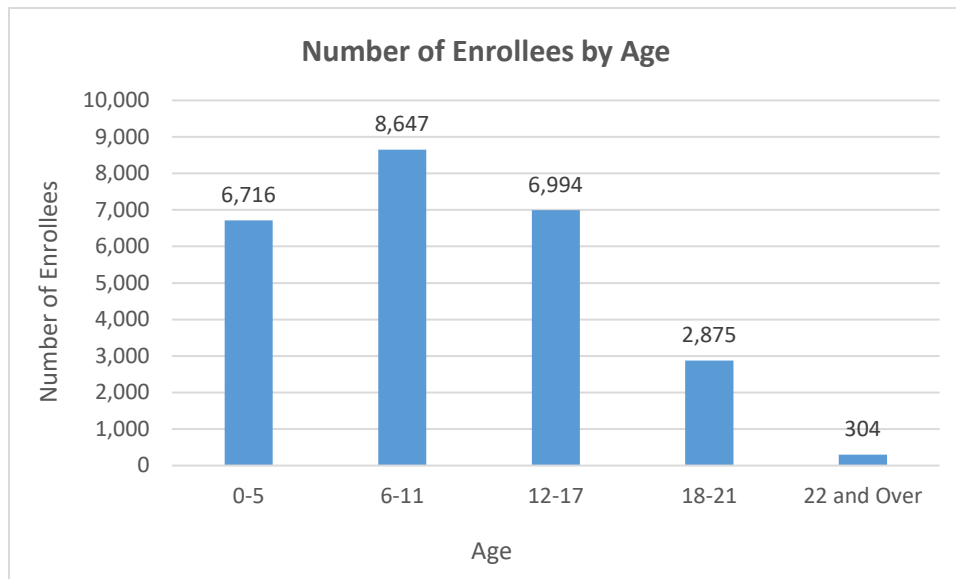
Tuesday, October 29, 2019

TOTAL ENROLLEES: 25,536

Enrollment Breakdown

Gender		Pregnant Women and Under 21	
Male	12,793	Pregnant Women	456
Female	12,743	Under 21	25,080

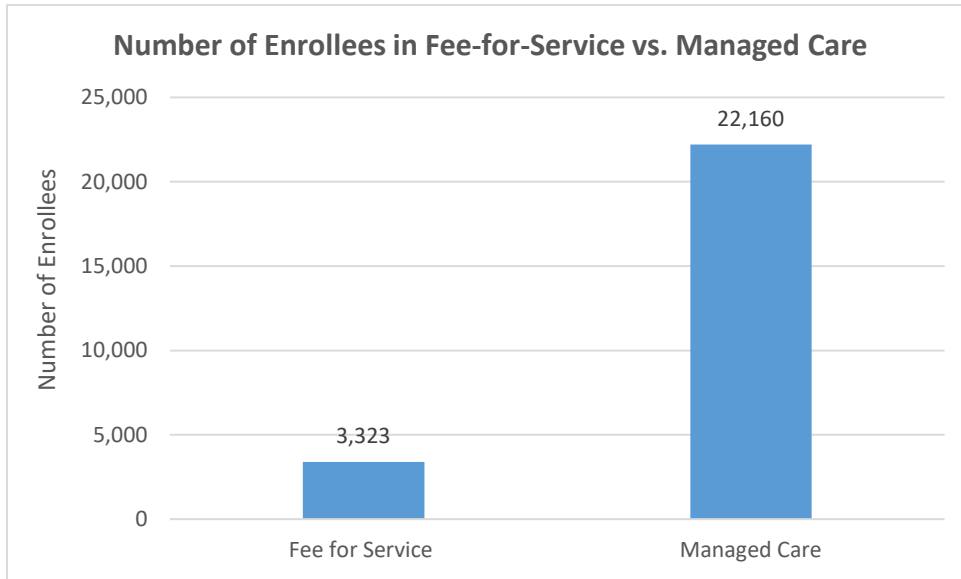
Existing and New Enrollees		Type of Coverage	
Existing*	21,229	Full Coverage	25,483
New	4,307	Limited Coverage	30
<i>*Existing refers to people already enrolled as of 5/9/2016.</i>		Spenddown	23



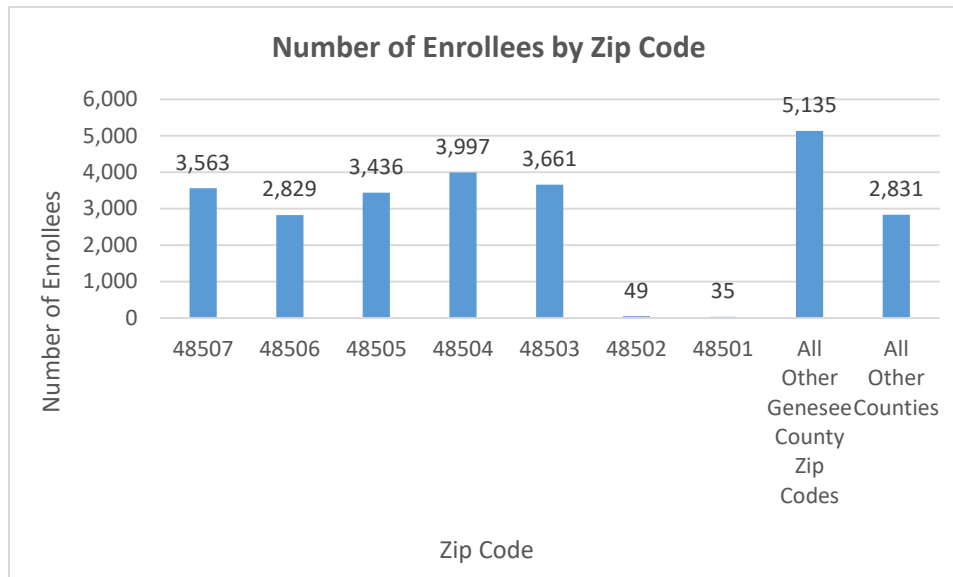
Flint Waiver Progress Report

Tuesday, October 29, 2019

Health Plan Enrollment



	Number of Enrollees	Percent of Total Enrollment
Aetna Better Health of Michigan	17	0.1%
Blue Cross Complete of Michigan	2,505	11.3%
Harbor Health Plan	2	0.0%
McLaren Health Plan	5,234	23.6%
Meridian Health Plan of Michigan	5,057	22.8%
Midwest Health Plan Inc	323	1.5%
Molina Healthcare of Michigan	7,744	34.9%
Priority Health Choice	44	0.2%
Total Health Care	29	0.1%
United Healthcare Community Plan	1,191	5.4%
Upper Peninsula Health Plan	14	0.1%



Application and Applicant Data (since 5/9/16)

Total Applications	27,324
Applicant Data	
Applicants approved	11,950
Applicants approved for other Medicaid health care programs	13,789
Applicants pending	10
Applicants denied	57,427
Total Applicants	83,176

Application data is a running total and will not match enrollment data referenced on page 1 due to data system variances and normal monthly enrollment changes.