

# Flint Waiver Progress Report

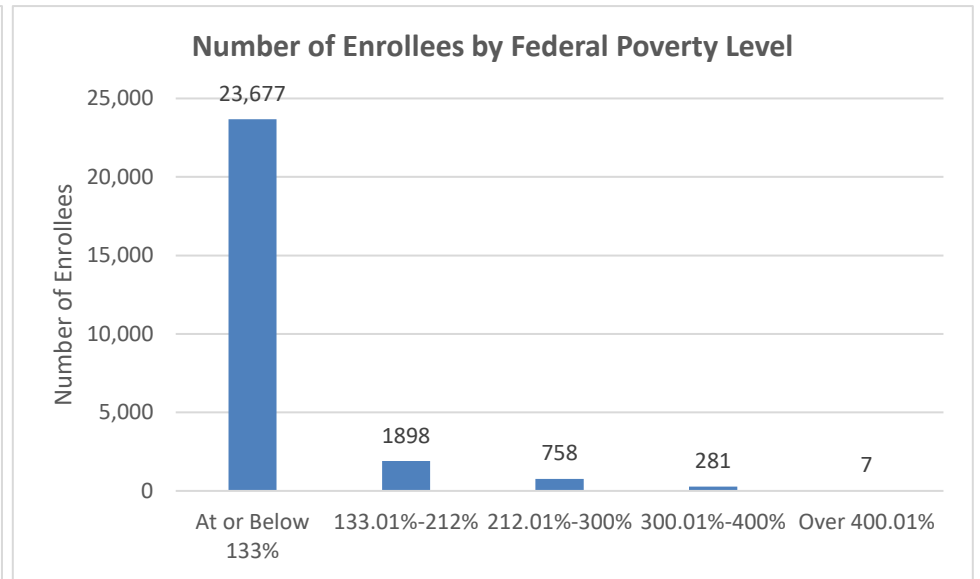
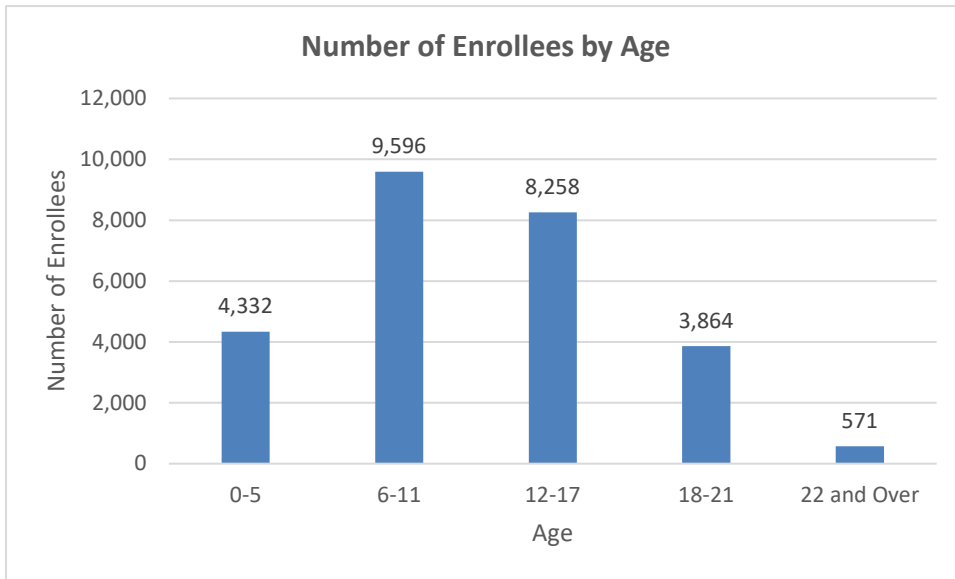
Monday, June 27, 2022

**TOTAL ENROLLEES: 26,621**

## Enrollment Breakdown

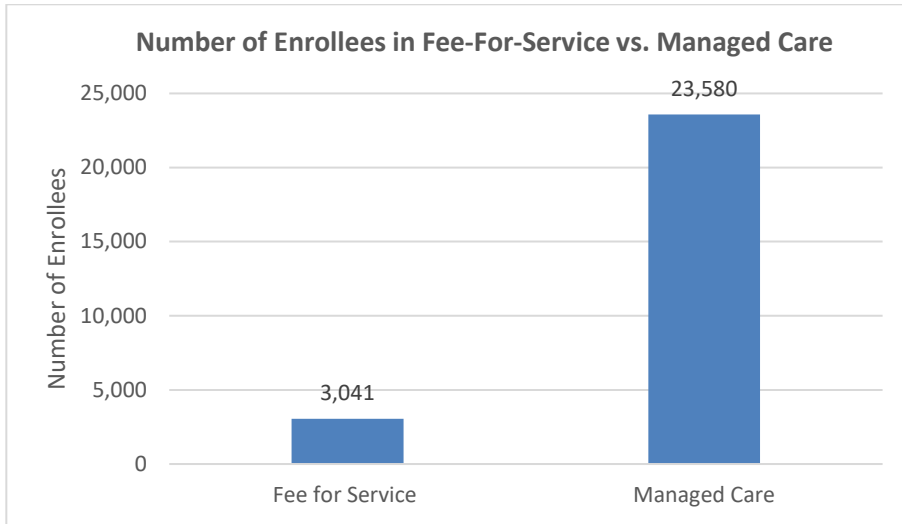
Gender		Pregnant Women and Under 21	
Male	13,487	Pregnant Women	303
Female	13,134	Under 21	26,318

Existing and New Enrollees		Type of Coverage	
Existing*	21,110	Full Coverage	26,572
New	5,511	Limited Coverage	43
<i>*Existing refers to people already enrolled as of 5/9/2016.</i>		Spenddown	6

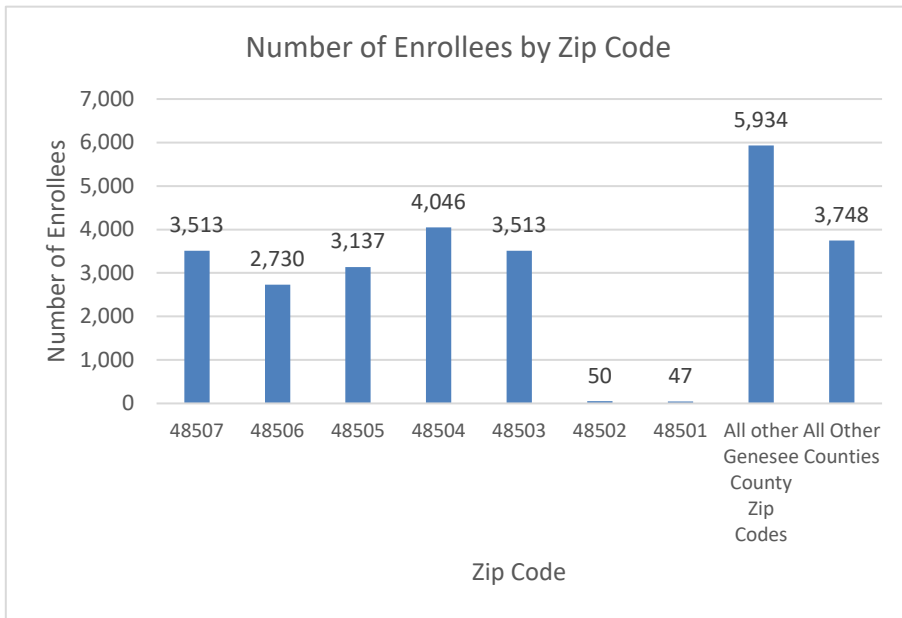


## Flint Waiver Progress Report

Monday, June 27, 2022



Health Plan	Number of Enrollees	Percent of Total Enrollment
Aetna Better Health of Michigan	20	0.1%
BLUE CROSS COMPLETE	3,523	14.9%
HAP EMPOWERED	550	2.3%
MCLAREN HEALTH PLAN	5,381	22.8%
MERIDIAN HEALTH PLAN OF MICHIGAN	4,925	20.9%
MOLINA HEALTHCARE OF MICHIGAN	7,454	31.6%
PRIORITY HLTH GOV PROGRAMS INC	81	0.3%
UnitedHealthcare Community Plan	1,614	6.8%
UPPER PENINSULA HLTH PLAN INC	32	0.1%



### Health Plan Enrollment

### Application and Applicant Data (since 5/9/16)

<b>Total Applications</b>	<b>32,060</b>
<b>Applicant Data</b>	
Applicants approved	15,942
Applicants approved for other Medicaid health care programs	14,725
Applicants pending	5
Applicants denied	111,837
<b>Total Applicants</b>	<b>142,509</b>

*Application data is a running total and will not match enrollment data referenced on page 1 due to data system variances and normal monthly enrollment changes.*