

Flint Waiver Progress Report

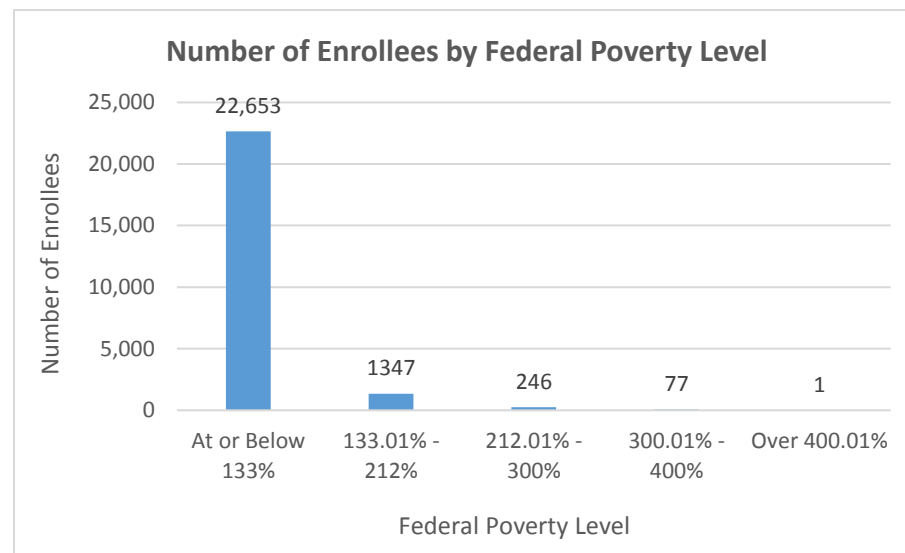
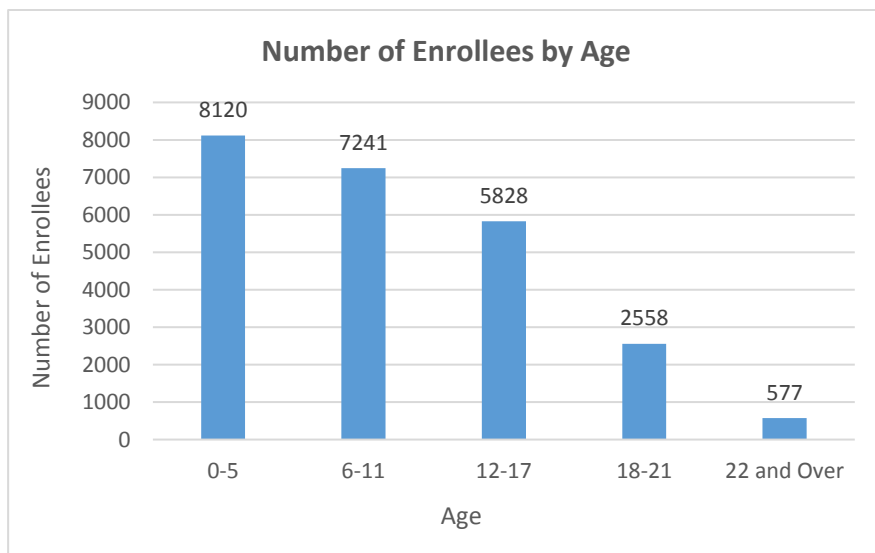
Tuesday, September 27, 2016

TOTAL ENROLLEES: 24,324

Enrollment Break Down

Gender		Pregnant Woman and Under 21	
Male	11,976	Pregnant Woman	819
Female	12,348	Under 21	23,505
Existing and New Enrollees		Type of Coverage	
Existing*	22,438	Full Coverage	24,255
New	1,886	Limited Coverage	65
		Spenddown	4

*Existing refers to people already enrolled as of 5/9/2016.

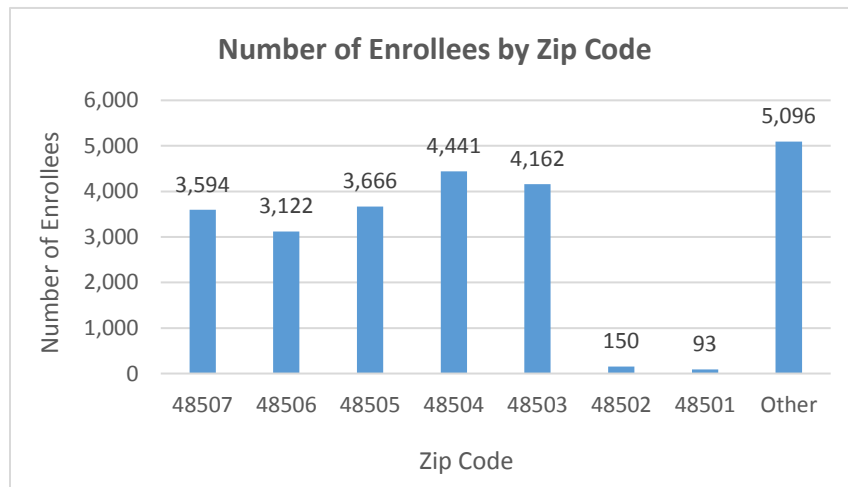
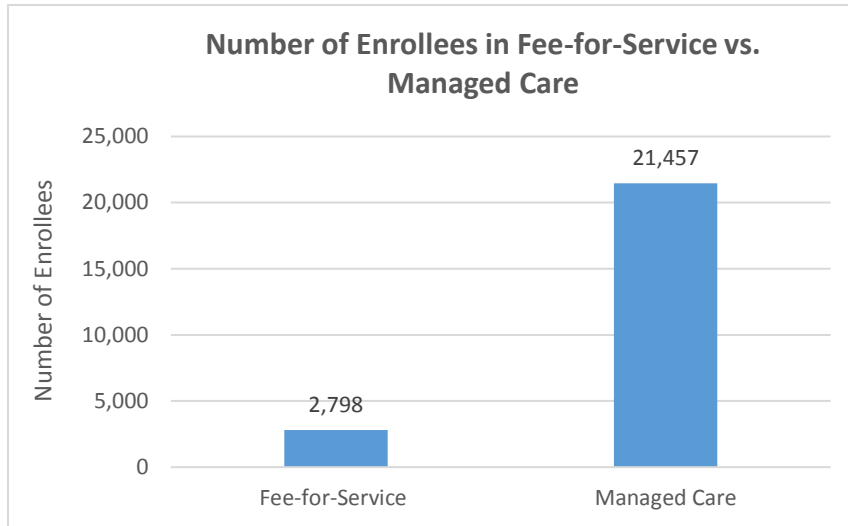


Flint Waiver Progress Report

Tuesday, September 27, 2016

Health Plan Enrollment

Health Plan	Number of Enrollees	Percent of Total Enrollment
Aetna Better Health of Michigan	11	0.1%
Blue Cross Complete of Michigan	1,407	6.6%
HAP Midwest Health Plan	205	1%
Harbor Health Plan	3	0%
McLaren Health Plan	5,431	25.3%
Meridian Health Plan of Michigan	4,433	20.7%
Molina Healthcare of Michigan	9,345	43.6%
Priority Health Choice	16	0.1%
Total Health Care	24	0.1%
UnitedHealthcare Community Plan	571	2.7%
Upper Peninsula Health Plan	11	0.1%



Application and Applicant Data (since 5/9/16)

Total Applications	6,177
Applicant Data	
Applicants approved	2,343
Applicants approved for other health care programs	3,115
Applicants pending	176
Applicants denied	751

Application data is updated at a different frequency than the enrollment data referenced on page one. Totals may not always match.