



Michigan Flu Focus

Weekly Influenza Surveillance Report

May 24, 2024

Vol. 21; No. 33

Week Ending May 18, 2024 | WEEK 20

Editor: Sue Kim

Editor email: KimS2@michigan.gov

Data provided in this report are preliminary and will be updated as additional data are received

Updates of Interest

On May 22, 2024, the Michigan Department of Health and Human Services (MDHHS) announced the first case of influenza A (H5) virus identified in a Michigan farmworker who had regular exposure to livestock infected with influenza A (H5).

Please visit [this link](#) to the full press release.

Seasonal Flu Vaccination Coverage

Michigan's goal is to vaccinate **4 million** residents during the 2023-2024 flu season.

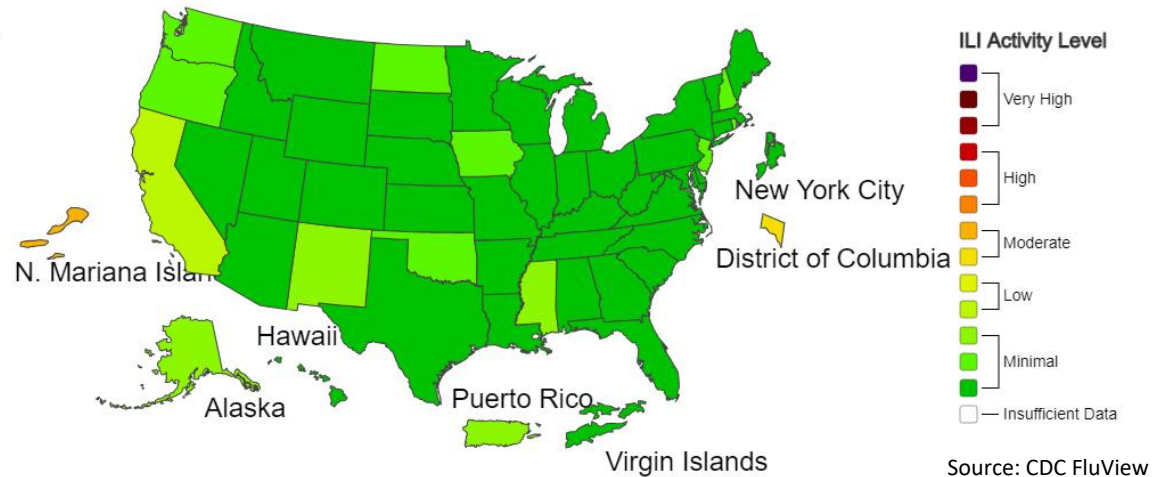
As of **May 18, 2024**, there have been **2,894,110** doses administered (**75.6%** towards goal) for the 2023-2024 flu season.

Please visit the Flu Vaccination Dashboard at www.michigan.gov/flu for more info.

Outpatient Respiratory Illness Activity Map Determined by Data Reported to ILINet

This system monitors visits for respiratory illness that includes fever plus a cough or sore throat, also referred to as ILI, not laboratory confirmed influenza and may capture patient visits due to other respiratory pathogens that cause similar symptoms.

2023-24 Influenza Season Week 20 ending May 18, 2024



Note: This map represents U.S. ILI activity levels reported to ILINet. The display used in past seasons showing Geographic spread of influenza has been suspended for the 2023-2024 influenza season

Influenza-associated Pediatric Mortality

Nationally, **169** influenza-associated pediatric death has been reported for the 2023-2024 flu season.

Four (4) pediatric deaths have been confirmed by MDHHS for the 2023-2024 flu season to date.

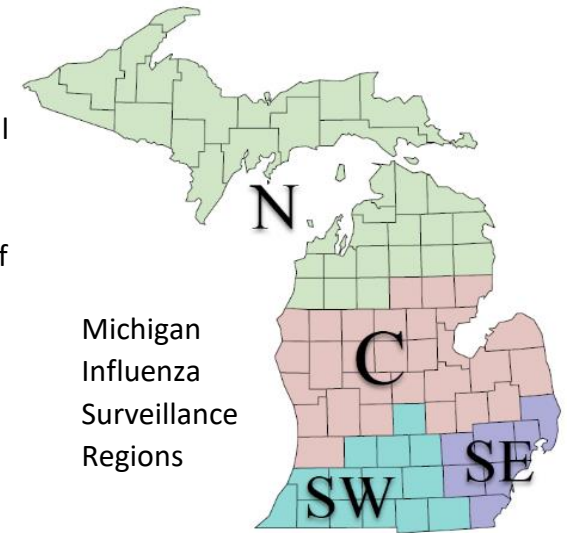
U.S. Outpatient Influenza-like Illness Surveillance Network (ILINet)

Michigan participates in ILINet, a collaborative effort between the CDC, state and local health departments, and volunteer sentinel clinicians as part of Michigan’s influenza surveillance. ILINet provides data on the total number of outpatient visits to health care providers seen for any reason and the number of those patients with influenza-like illness (ILI[‡]). Participating Michigan emergency department and urgent care facilities send syndromic data voluntarily in near real-time to the Electronic Surveillance System for the Early Notification of Community Based Epidemics (ESSENCE). Discharge diagnosis and chief complaint data elements are used to determine whether visits meet the ILI case definition. Two hundred and thirty-one (231) Michigan facilities contributing data to ESSENCE have been validated and enrolled in ILINet.

[‡]ILI is defined as fever (>100°F) and a cough and/or a sore throat.

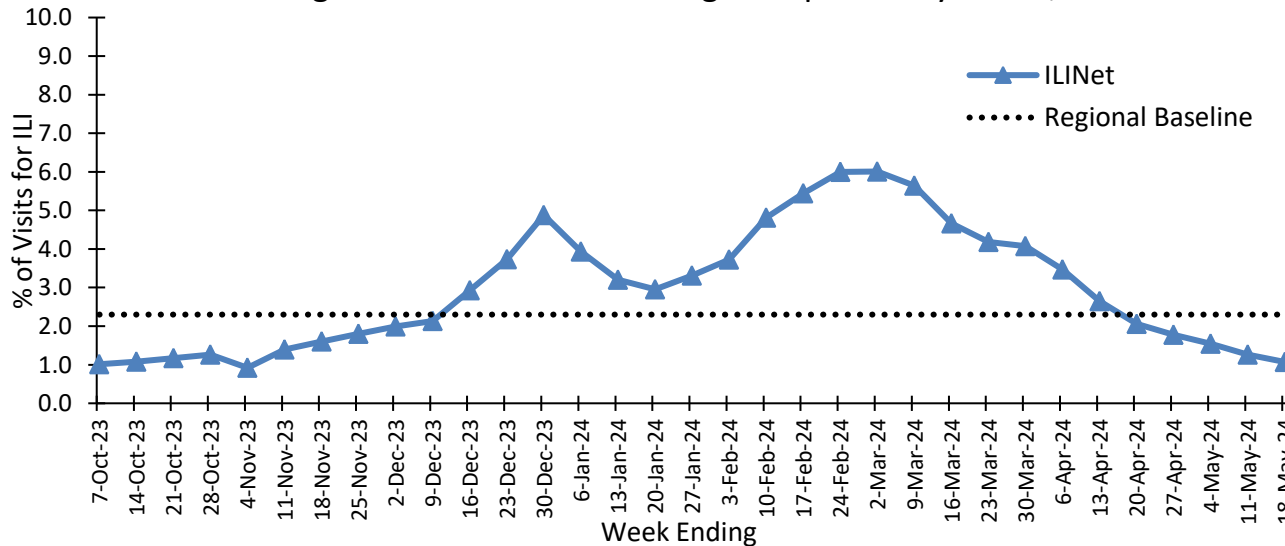
Number of Reports and ILI % by Region during this time period:

	C	N	SE	SW
No. of Reporters (283)	112	30	106	35
ILI %	0.8	2.0	1.3	0.9



Michigan Influenza Surveillance Regions

Percentage of Visits for ILI in Michigan Reported by ILINet, 2023-2024



Note: ILINet monitors visits for ILI (fever and cough and/or sore throat) and may capture patient visits due to other respiratory pathogens that cause similar symptoms.

Michigan ILI Activity: **1.1%** ↓

(Last week: **1.3%**)

Regional Baseline*: 2.3%

A total of **1,416** patient visits due to ILI were reported out of **131,904** outpatient visits.

*Regional baseline is determined by calculating the mean percentage of patient visits due to ILI during non-influenza weeks for the previous three seasons and adding two standard deviations.

National Surveillance

In the United States, **2.0%** of outpatient visits were due to ILI (Last week: **2.0%**)

This is **below** the national baseline of 2.9%

Become an ILINET provider!

Contact Faria Farin at FarinF1@michigan.gov

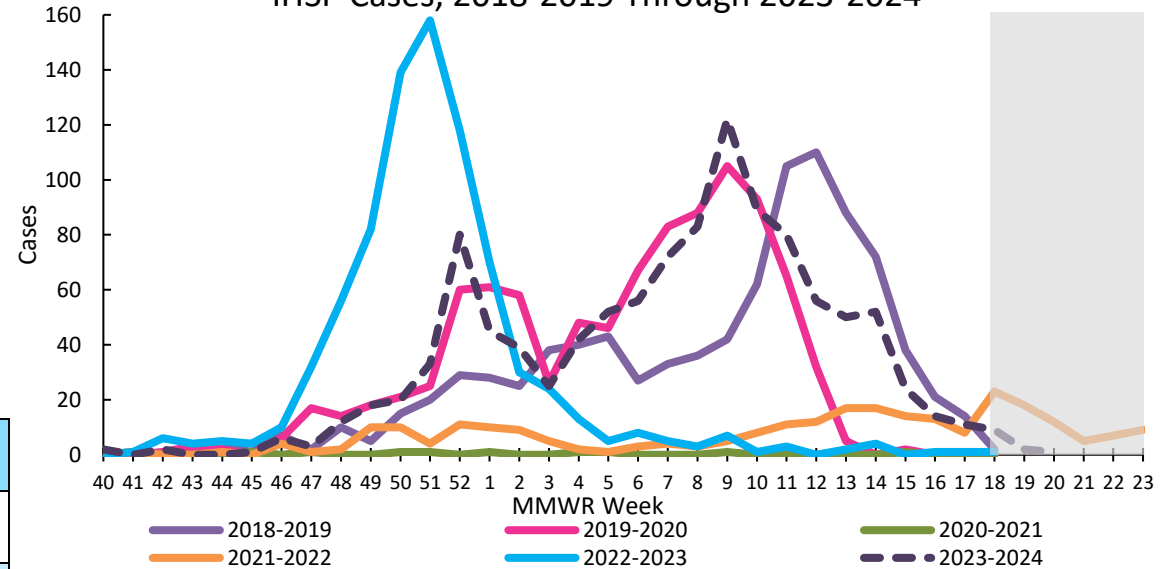
Influenza Hospitalization Surveillance Project (IHSP)

The CDC's Influenza Hospitalization Surveillance Network (FluSurv-NET) provides population-based rates of laboratory-confirmed influenza-associated hospitalizations from October 1st through April 30th each year. Michigan participates as an IHSP state in FluSurv-NET for Clinton, Eaton, Genesee, Ingham, and Washtenaw Counties.

of IHSP cases reported for the 2023-2024 season:

	Pediatric	Adult	Total
Week 20	1	0	1
Cumulative Cases	148	953	1101

IHSP Cases, 2018-2019 Through 2023-2024



Washtenaw County was added in the 2017-2018 season

Note: Due to late season activity in 2022, IHSP was extended to Week 23 during the 2021-2022 season.

Note: Due to interest of the HPAI outbreak among birds and dairy cattle, IHSP will be extended through the summer for the 2023-2024 season.

Influenza Sentinel Hospital Network (ISHN)

[ISHN](#) is a group of hospitals in Michigan that voluntarily report weekly aggregate counts of influenza hospitalizations by age group.

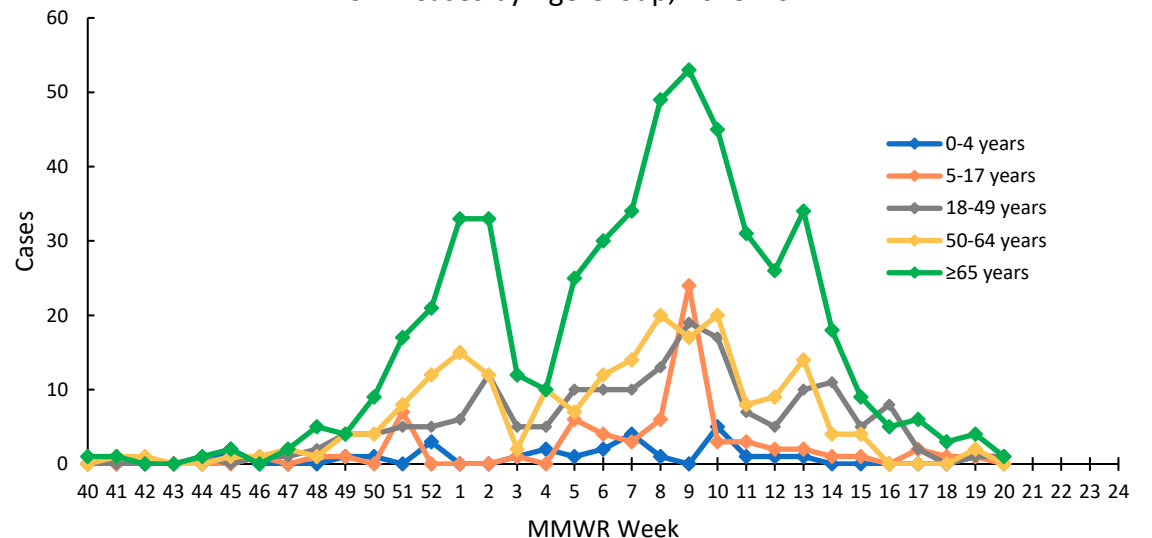
of Sites & Hospitalizations by Region during this time period:

Region	C	N	SE	SW	Total
Reporting Sites	3	2	1	5	11
Hospitalizations	0	1	1	1	3

of ISHN Hospitalizations reported by Region

Age Group	C	N	SE	SW	Total
0-4	0	0	0	28	28
5-17	1	1	0	68	70
18-49	10	10	24	129	173
50-64	28	24	28	132	212
65+	75	60	63	321	519
Total	114	95	115	678	1002

ISHN Cases by Age Group, 2023-2024



If you'd like to join ISHN, please contact

Val Tellez Nunez at telleznunezv@michigan.gov

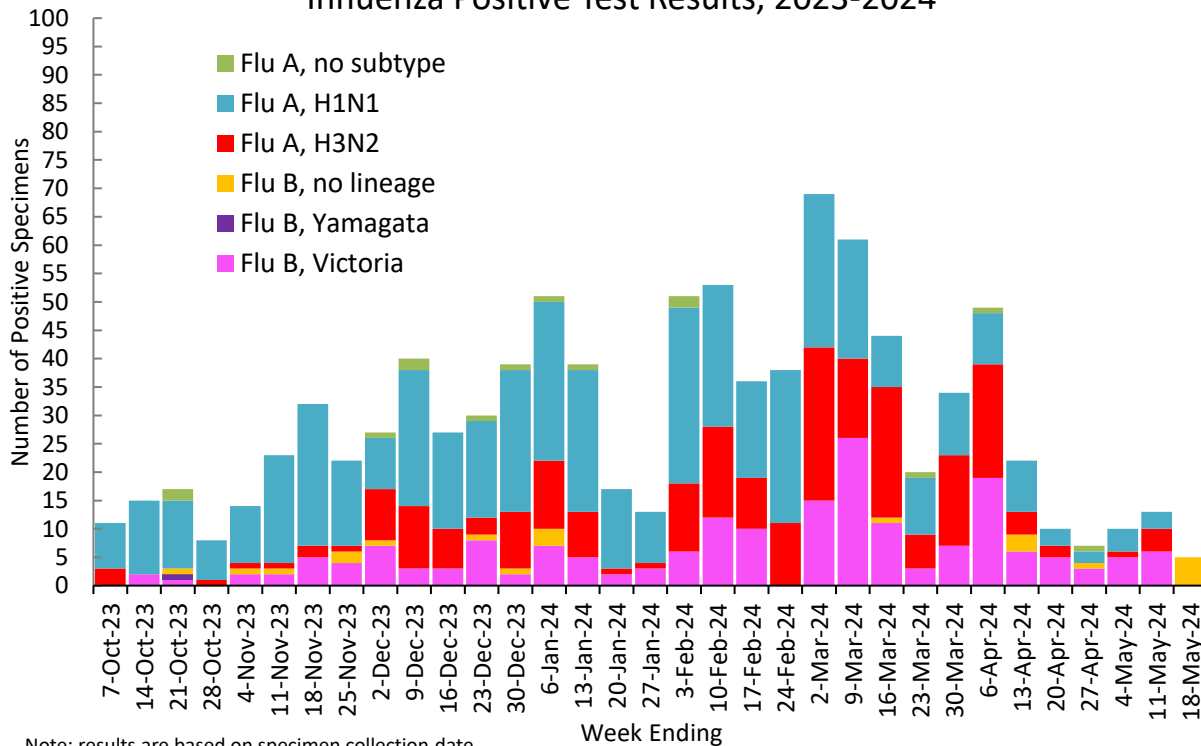
MDHHS BOL Virology Laboratory Data

There were 5 (0C, 0N, 5SE, 0SW) positive influenza results reported by the MDHHS Bureau of Laboratories (BOL) during this time period. Positive flu results for the 2023-2024 season are summarized below.

of Positive Influenza Virus Results by Region

	C	N	SE	SW	Total
H1N1	154	9	164	158	485
H3N2	70	7	67	92	236
Infl B	77	3	93	39	212
Total	301	19	324	289	933

Influenza Positive Test Results, 2023-2024



Note: results are based on specimen collection date

Influenza B lineage data will be reported based on MDHHS BOL testing runs and will be backtracked into this graph

Two influenza B/Yamagata results were detected and associated with the LAIV (live, attenuated influenza vaccine) or nasal spray

Michigan Sentinel Clinical Lab Network Respiratory Virus Data

Three (3) sentinel clinical labs (0SE, 1SW, 2C, 0N) reported for the week ending 5/18/24.

Southeast Region	
Influenza A:	No data available
Influenza B:	No data available
Parainfluenza:	No data available
RSV:	No data available
Adenovirus:	No data available
hMPV:	No data available
Central Region	
Influenza A:	Low
Influenza B:	Low
Parainfluenza:	Slightly Elevated
RSV:	Sporadic - low
Adenovirus:	Low
hMPV:	Low - moderate
Southwest Region	
Influenza A:	Sporadic - low
Influenza B:	Low
Parainfluenza:	Sporadic - low
RSV:	Sporadic - low
Adenovirus:	No activity
hMPV:	Sporadic - low
North Region	
Influenza A:	No data available
Influenza B:	No data available
Parainfluenza:	No data available
RSV:	No data available
Adenovirus:	No data available
hMPV:	No data available

There were no influenza outbreaks reported to MDHHS during this time period. Influenza outbreaks for the 2023-2024 season are summarized below.

of Influenza Outbreaks by Region

Facility Type	C	N	SE	SW	Total
Schools: K-12 & College	0	0	6	1	7
Long-term Care / Assisted Living Facility	30	10	16	21	77
Healthcare Facility	1	0	0	0	1
Daycare	0	0	0	0	0
Homeless Shelter	0	0	0	0	0
Correctional Facility	0	0	0	2	2
Other	0	0	0	0	0
Total	31	10	22	24	87

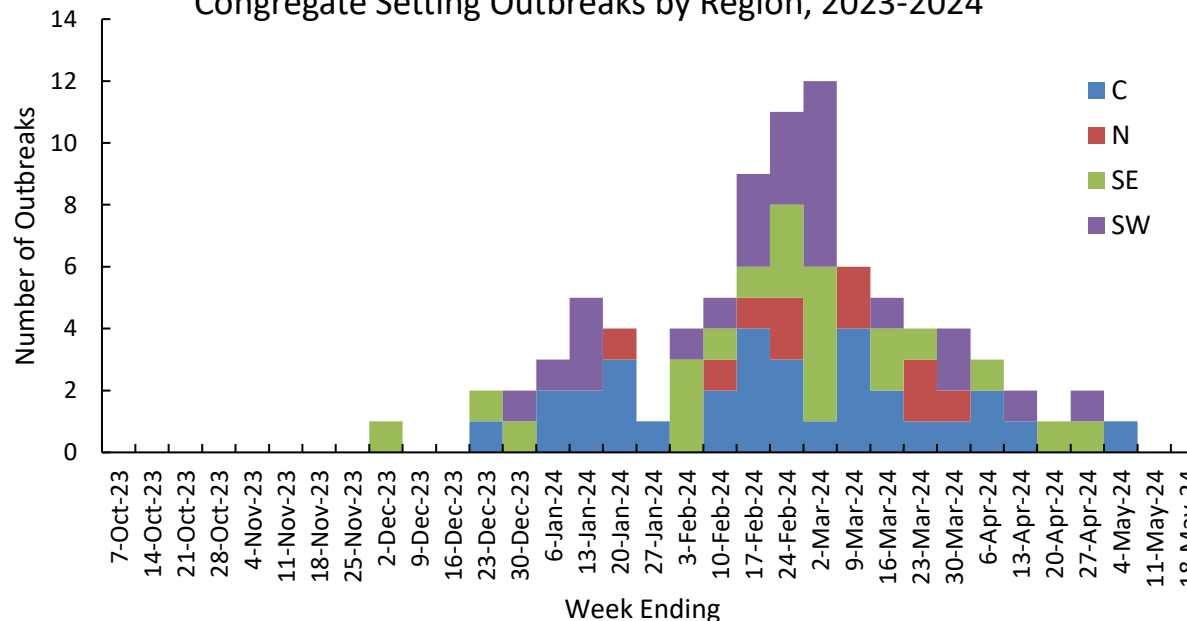
Did you know?

Congregate setting outbreaks of viral respiratory illness are required to be reported to your local health department? See:

- [Influenza Guidance for Healthcare Providers](#)
- [Guideline for influenza and Respiratory Virus Outbreaks in Long-Term Care Facilities](#)
- [Respiratory Virus Outbreaks in Nursing Homes Flow Diagram](#)

Note: Data are reported on laboratory confirmed influenza outbreaks. Non-flu, non-COVID outbreaks and ILI outbreaks without confirmatory flu testing are not reported in the table and graph. **Mixed outbreaks with confirmed flu (including COVID) will be included in the table and graph. There were 0 mixed outbreaks reported during this time period.**

Congregate Setting Outbreaks by Region, 2023-2024



FluVaxView

FluVaxView Interactive!

[Current Season Dashboard](#)

Accessed at: [FluVaxView](#) | [FluVaxView](#) | [Seasonal Influenza \(Flu\)](#) | [CDC](#)

■ Research • March 26, 2024

Just Ask: Patients in the ER Are Willing to Get a Flu Shot

Study led by UCSF finds a systematic approach and positive messaging can help to reduce health disparities.

Accessed at: [Just Ask: Patients in the ER Are Willing to Get a Flu Shot](#) | [UC San Francisco \(ucsf.edu\)](#)

CDC's Influenza Vaccine Effectiveness Networks

[Español](#) | [Other Languages](#) | [Print](#)

Accessed at: [CDC's Influenza Vaccine Effectiveness Networks](#) | [CDC](#)

Influenza News Blast

- [Flu vaccine reformulation won't be easy, manufacturers warn - STAT \(statnews.com\)](#)
- [Researchers getting closer to a "universal" flu vaccine](#)
- [STUDY: Vaccine Effectiveness Against Life-Threatening Influenza Illness in Children](#)
- [Revising Influenza Vaccine Selection Timeline Could Yield Significant Benefits - MPR \(empr.com\)](#)
- [Flu Disparities Among Racial and Ethnic Minority Groups](#)
- [WHO sees 'incredibly low' COVID, flu vaccination rates as cases surge - GulfToday](#)
- [Mandatory Influenza Vaccination for Healthcare Personnel Honor Roll](#)

Additional Resources

- [MDHHS Influenza Webpage](#)
- [MDHHS Bureau of Laboratories \(BOL\) Webpage and Test Request Forms](#)
- [Influenza Surveillance in Michigan](#)
- [Immunization Action Coalition: Ask the Experts - Flu](#)
- [CDC Healthcare Professionals Flu Toolkit](#)
- [CDC FluView Weekly Report](#)

2023-2024

Influenza Season Preliminary Burden Estimates

The Centers for Disease Control and Prevention (CDC) have released [preliminary in-season burden estimates](#) for the 2023-2024 flu season.

CDC estimates that, from **October 1, 2023 through May 18, 2024** there have been:

- **35 million – 64 million** flu illnesses
- **16 million – 30 million** flu medical visits
- **390,000 – 820,000** flu hospitalizations
- **25,000 – 71,000** flu deaths

MDHHS Contributors

Bureau of Infectious Disease Prevention

S. Bidol, MPH, S. Sudan, MPH, S. Kim, MPH, L. Leegwater, MPH, V. Tellez Nunez, MPH

Bureau of Laboratories

V. Vavricka, MS