



Michigan Flu Focus

Weekly Influenza Surveillance Report

November 1, 2024

Vol. 22; No. 04

Week Ending October 26, 2024 | WEEK 43

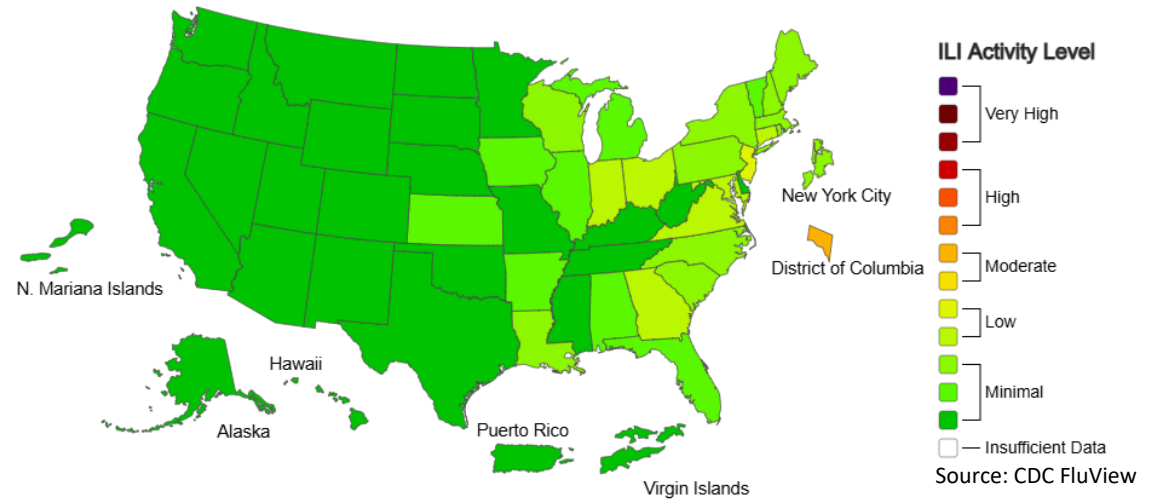
Editor: Sue Kim, MPH

Data provided in this report are preliminary and will be updated as additional data are received

Outpatient Respiratory Illness Activity Map Determined by Data Reported to ILINet

This system monitors visits for respiratory illness that includes fever plus a cough or sore throat, also referred to as ILI, not laboratory confirmed influenza and may capture patient visits due to other respiratory pathogens that cause similar symptoms.

2024-25 Influenza Season Week 43 ending Oct 26, 2024



Note: This map represents U.S. ILI activity levels reported to ILINet. The display used in past seasons showing Geographic spread of influenza has been suspended for the 2024-2025 influenza season

Updates of Interest

MDHHS has recently updated the Influenza Guidance documents for the 2024-2025 respiratory season. This includes guidance on respiratory virus outbreaks in congregate settings and influenza surveillance, reporting, and testing for LHDs, Healthcare Providers, and Laboratories.

Please visit www.michigan.gov/cdinfor for more info.

Seasonal Flu Vaccination Coverage

Michigan's goal is to vaccinate **4 million** residents during the 2024-2025 flu season.

As of **October 26, 2024, 1,524,519** Michiganders have received a flu vaccine (**38.1%** towards goal) for the 2024-2025 season.

For more info, please visit the [Michigan Respiratory Virus Dashboard](#)

Influenza-associated Pediatric Mortality

Nationally, **0** influenza-associated pediatric deaths have been reported for the 2024-2025 flu season.

No influenza-associated pediatric deaths in Michigan have been confirmed by MDHHS for the 2024-2025 flu season.

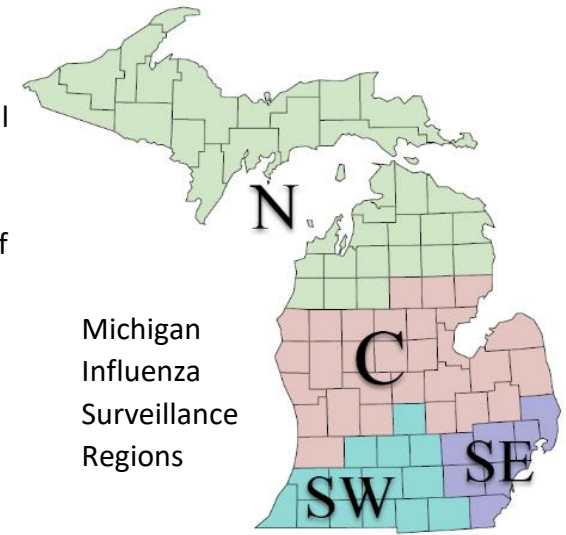
U.S. Outpatient Influenza-like Illness Surveillance Network (ILINet)

Michigan participates in ILINet, a collaborative effort between the CDC, state and local health departments, and volunteer sentinel clinicians as part of Michigan’s influenza surveillance. ILINet provides data on the total number of outpatient visits to health care providers seen for any reason and the number of those patients with influenza-like illness (ILI[‡]). Participating Michigan emergency department and urgent care facilities send syndromic data voluntarily in near real-time to the Electronic Surveillance System for the Early Notification of Community Based Epidemics (ESSENCE). Discharge diagnosis and chief complaint data elements are used to determine whether visits meet the ILI case definition. Two hundred and thirty-one (231) Michigan facilities contributing data to ESSENCE have been validated and enrolled in ILINet.

[‡]ILI is defined as fever (>100°F) and a cough and/or a sore throat.

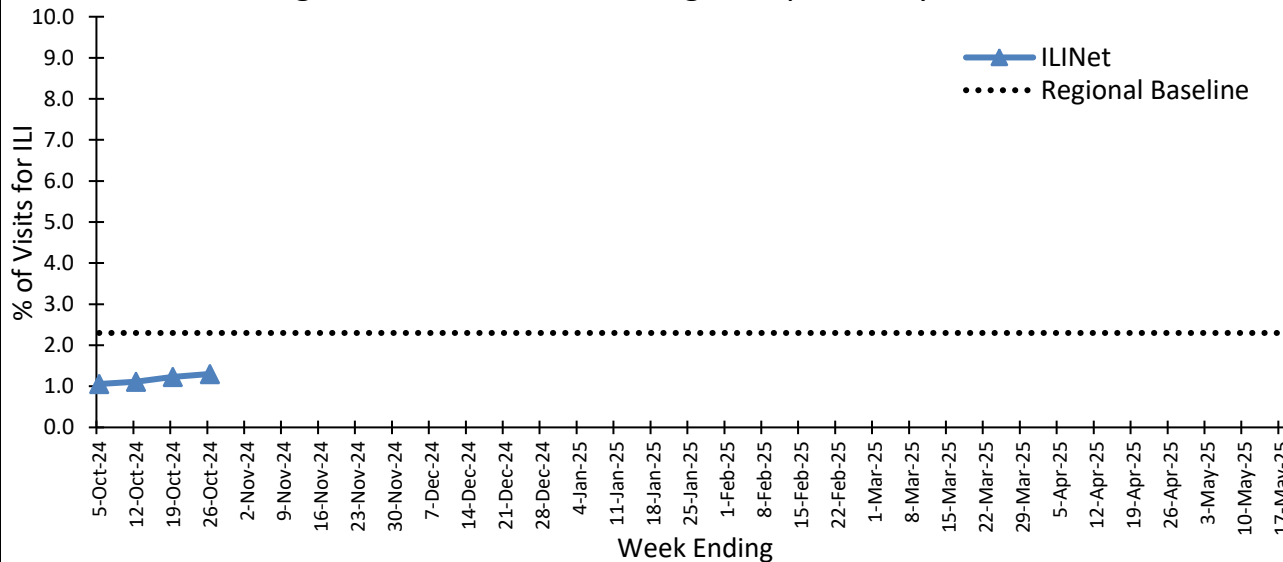
Number of Reports and ILI % by Region during this time period:

| | C | N | SE | SW |
|-------------------------------|-----|-----|-----|-----|
| # of Reporters (298) | 117 | 32 | 114 | 35 |
| ILI % | 0.9 | 3.1 | 1.5 | 1.1 |



Michigan Influenza Surveillance Regions

Percentage of Visits for ILI in Michigan Reported by ILINet, 2024-2025



Note: ILINet monitors visits for ILI (fever and cough and/or sore throat) and may capture patient visits due to other respiratory pathogens that cause similar symptoms.

Michigan ILI Activity: 1.3% ↑

(Last week: 1.2%)

Regional Baseline*: 2.3%

A total of **2,027** patient visits due to ILI were reported out of **155,778** outpatient visits.

*Regional baseline is determined by calculating the mean percentage of patient visits due to ILI during non-influenza weeks for the previous three seasons and adding two standard deviations.

National Surveillance

In the United States, **2.2%** of outpatient visits were due to ILI (Last week: 2.1%)

This is **below** the national baseline of 3.0%

Become an ILINET provider!

Contact Faria Farin at FarinF1@michigan.gov

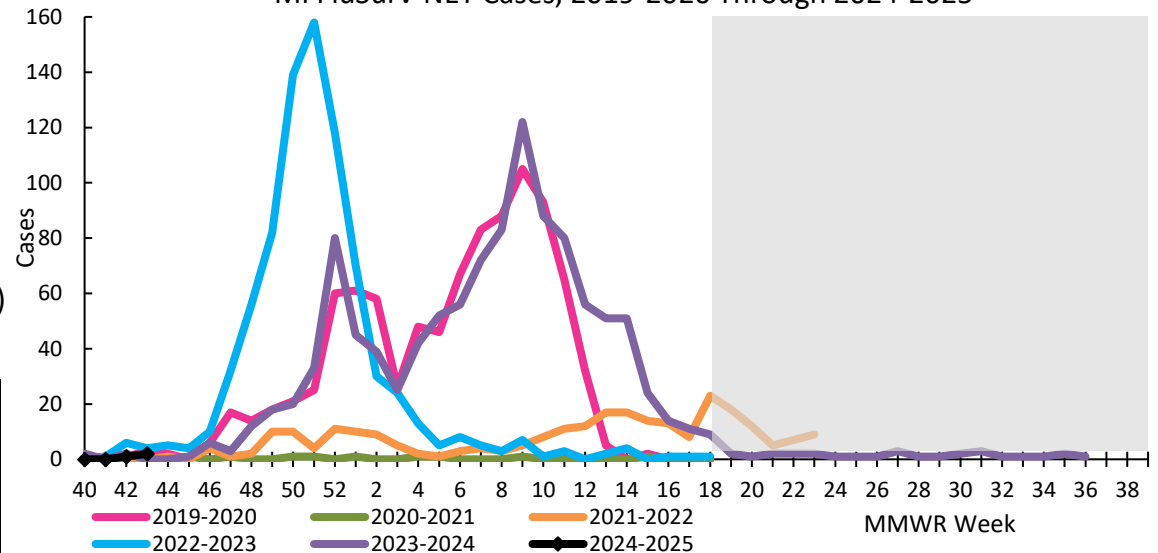
Influenza Hospitalization Surveillance Network (FluSurv-NET)

The CDC's Influenza Hospitalization Surveillance Network (FluSurv-NET) provides population-based rates of laboratory-confirmed influenza-associated hospitalizations from October 1st through April 30th each year. Michigan participates for Clinton, Eaton, Genesee, Ingham, and Washtenaw Counties. (Livingston County will be piloted during the 2024-2025 season)

of MI FSN cases reported for the 2024-2025 season:

| | Pediatric | Adult | Total |
|--|-----------|-----------|-----------|
| Week 43 (Change from Previous Week) | 0 (+0) | 2 (+1) | 2 (+2) |
| Cumulative Cases | 0 | 3 | 3 |

MI FluSurv-NET Cases, 2019-2020 Through 2024-2025



Note: FSN was extended during the 2021-2022 season to Week 23 due to late season activity in 2022 and extended during the 2023-2024 season in response to the HPAI outbreak among dairy cattle
 Note: Livingston County was added as a pilot site for the 2024-2025 season

Influenza Sentinel Hospital Network (ISHN)

ISHN is a group of hospitals in Michigan that voluntarily report weekly aggregate counts of influenza hospitalizations by age group.


of Sites & Hospitalizations by Region during this time period:

| Region | C | N | SE | SW | Total |
|------------------|---|---|----|----|-------|
| Reporting Sites | 4 | 1 | 0 | 5 | 10 |
| Hospitalizations | 0 | 0 | 0 | 1 | 1 |

Total # of Reported Hospitalizations for ISHN by Region:

| Age Group | C | N | SE | SW | Total |
|--------------|----------|----------|----------|----------|----------|
| 0-4 | 0 | 0 | 0 | 1 | 1 |
| 5-17 | 0 | 0 | 0 | 0 | 0 |
| 18-49 | 0 | 0 | 0 | 0 | 0 |
| 50-64 | 0 | 0 | 0 | 0 | 0 |
| 65+ | 0 | 0 | 0 | 0 | 0 |
| Total | 0 | 0 | 0 | 1 | 1 |

ISHN Cases by Age Group, 2024-2025



If you'd like to join ISHN, please contact
 Val Tellez Nunez at telleznunezv@michigan.gov

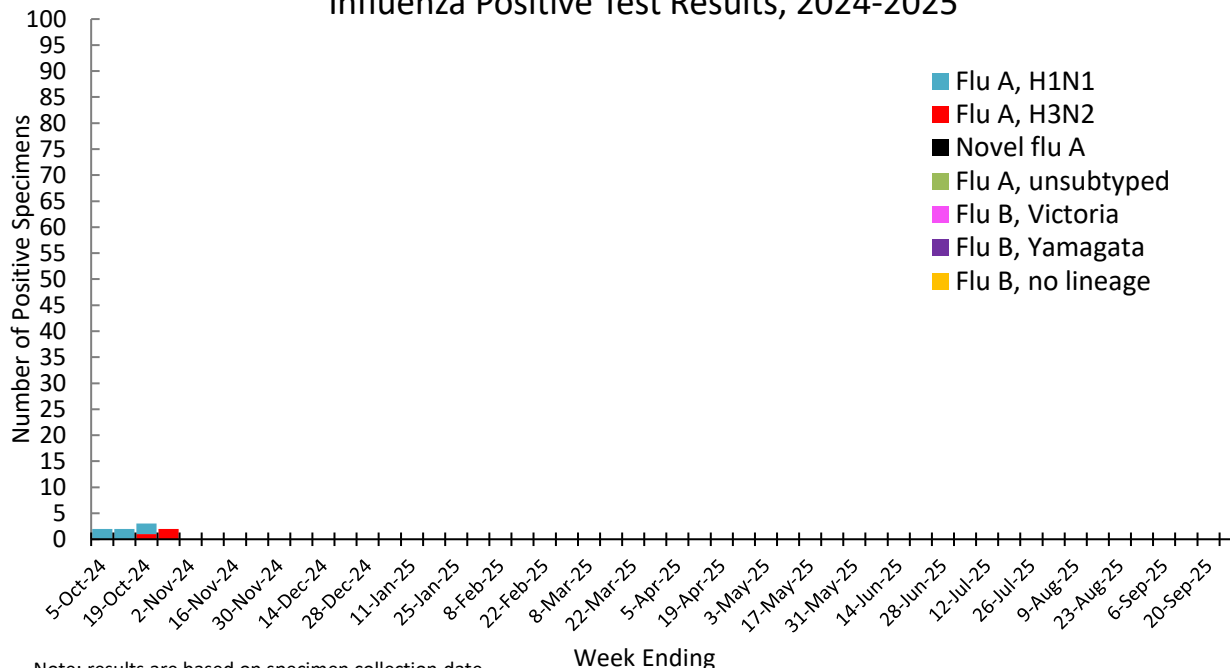
MDHHS Bureau of Laboratories (BOL) Virology Laboratory Data

There were **2** (0C, 0N, 1SE, 1SW) positive influenza results reported by the MDHHS Bureau of Laboratories (BOL) during this time period. Positive flu results for the 2024-2025 season are summarized below.

of Positive Influenza Virus Results by Region

| | C | N | SE | SW | Total |
|------------------|----------|----------|----------|----------|----------|
| Flu A H1N1 | 2 | 0 | 2 | 2 | 6 |
| Flu A H3N2 | 0 | 0 | 2 | 1 | 3 |
| Novel flu A* | 0 | 0 | 0 | 0 | 0 |
| Flu A unsubtype | 0 | 0 | 0 | 0 | 0 |
| Flu B Victoria | 0 | 0 | 0 | 0 | 0 |
| Flu B Yamagata | 0 | 0 | 0 | 0 | 0 |
| Flu B no lineage | 0 | 0 | 0 | 0 | 0 |
| Total | 2 | 0 | 4 | 3 | 9 |

Influenza Positive Test Results, 2024-2025



Note: results are based on specimen collection date

*Novel influenza A results include: H5, H1N1v, H1N2v, H7N2v, H1v, H3v

Michigan Sentinel Clinical Lab Network

Respiratory Virus Data

Six (6) sentinel clinical labs (2SE, 1SW, 2C, 1N) reported for the week ending 10/26/2024.

| Southeast Region | | |
|------------------|------------------|---------------------------------|
| Influenza A: | Low → | ↑ = Increase from previous week |
| Influenza B: | Sporadic → | |
| SARS-CoV-2: | Low - moderate ↑ | ↓ = Decrease from previous week |
| Parainfluenza: | Low - elevated ↑ | |
| RSV: | Low ↑ | → = Similar to previous week |
| Adenovirus: | Low ↑ | |
| hMPV: | Sporadic - low ↑ | |
| Central Region | | |
| Influenza A: | Sporadic ↑ | |
| Influenza B: | No activity → | |
| SARS-CoV-2: | Low ↓ | |
| Parainfluenza: | Low - moderate ↑ | |
| RSV: | Low → | |
| Adenovirus: | Low ↑ | |
| hMPV: | Sporadic ↑ | |
| Southwest Region | | |
| Influenza A: | Sporadic → | |
| Influenza B: | No activity → | |
| SARS-CoV-2: | Low - elevated ↓ | |
| Parainfluenza: | Low ↑ | |
| RSV: | No activity → | |
| Adenovirus: | Sporadic → | |
| hMPV: | No activity → | |
| North Region | | |
| Influenza A: | No activity → | |
| Influenza B: | No activity → | |
| SARS-CoV-2: | Low ↑ | |
| Parainfluenza: | No activity → | |
| RSV: | No activity → | |
| Adenovirus: | No activity → | |
| hMPV: | No activity ↓ | |

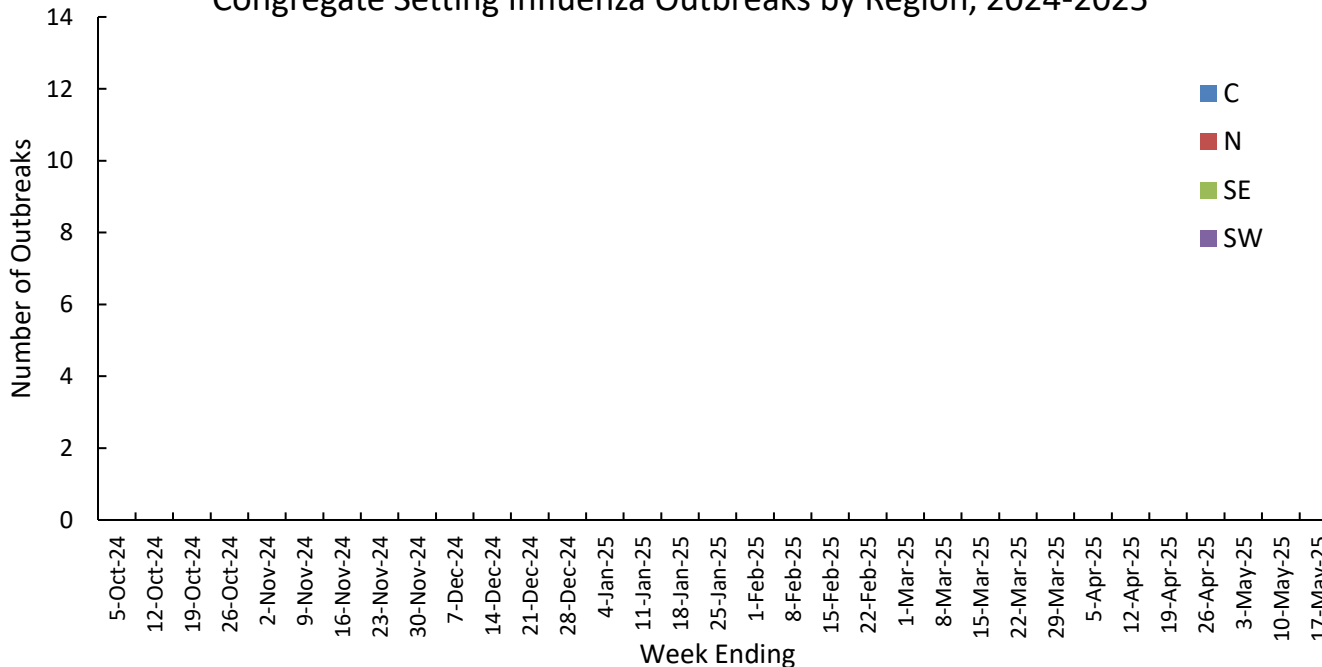
There were no influenza outbreaks reported to MDHHS during this time period. Influenza outbreaks for the 2024-2025 season are summarized below.

of Reported Influenza Outbreaks by Region

| Facility Type | C | N | SE | SW | Total |
|---|----------|----------|----------|----------|----------|
| Schools: K-12 & College | 0 | 0 | 0 | 0 | 0 |
| Long-term Care / Assisted Living Facility | 0 | 0 | 0 | 0 | 0 |
| Healthcare Facility | 0 | 0 | 0 | 0 | 0 |
| Daycare | 0 | 0 | 0 | 0 | 0 |
| Homeless Shelter | 0 | 0 | 0 | 0 | 0 |
| Correctional Facility | 0 | 0 | 0 | 0 | 0 |
| Other | 0 | 0 | 0 | 0 | 0 |
| Total | 0 | 0 | 0 | 0 | 0 |

Note: Data are reported on outbreaks with laboratory confirmed influenza. Other non-influenza, non-COVID outbreaks, and ILI outbreaks without confirmatory influenza testing will not be reported in the table and graph.

Congregate Setting Influenza Outbreaks by Region, 2024-2025



Did you know?

Congregate setting outbreaks of viral respiratory illness are required to be reported to your local health department? See:

- Influenza Guidance for [Local Health Departments \(LHDs\)](#), [Healthcare Providers](#), and [Laboratories](#)

Outbreak Response Resources:

- [MDHHS Guidelines for Influenza and Respiratory Virus Outbreaks in Long-Term Care Facilities](#)
- [MDHHS Respiratory Virus Outbreaks in Nursing Homes Flow Diagram](#)
- [MDHHS Respiratory Illness Outbreak Response Tool for use in Skilled Nursing Facilities](#)
- [CDC Viral Respiratory Pathogens Toolkit for Nursing Homes](#)

For information on COVID-19 outbreaks, please visit the [Michigan Respiratory Virus Dashboard](#)



[FluView: weekly US influenza surveillance report \(CDC\)](#)

[FluVaxView: national, regional, and state-level seasonal flu vaccination coverage \(CDC\)](#)



[NEW! Risk Less. Do More.: social media and digital ads encouraging flu, COVID-19, and RSV vaccines \(US DHHS\)](#)



[Flu Resource Center: seasonal flu campaign \(CDC\)](#)



[Health and Human Services Clearinghouse: free health promotion posters \(MDHHS\)](#)

Influenza News Blast

- [USDA announces first H5N1 avian flu detection in US pigs \(CIDRAP\)](#)
- [A future pandemic: the existential campaign issue no one is discussing \(Vox\)](#)
- [CDC recommends second COVID vaccine dose for seniors, immune-compromised \(CIDRAP\)](#)
- [How the flu is expected to hit Mid-Michigan \(ABC12\)](#)
- [Michigan's cold and flu season is coming. Here are tips to keep kids healthy and in school \(MLive\)](#)
- [AMA, Ad Council, CDC, and CDC Foundation: "Play Defense Against the Flu" \(GetMyFluShot.org\)](#)
- [Talking with Adults about Vaccines to Prevent Respiratory Illnesses During Cold and Flu Season \(NAIIS\)](#)

Additional Resources

- [MDHHS Respiratory Virus Dashboard](#)
- [MDHHS Influenza Webpage](#)
- [MDHHS Bureau of Laboratories \(BOL\) Flu Webpage and Test Request Forms](#)
- [Immunization Action Coalition: Ask the Experts - Flu](#)
- [National Wastewater Surveillance System \(CDC\)](#)
- [CDC FluView](#)
- [Vaccine finder \(vaccines.gov\)](#)

View Michigan Flu Focus Report archives [here](#).

MDHHS Contributors

Bureau of Infectious Disease Prevention: A. Eaton, MPH, L. Leegwater, MPH, L. Reeg, MPH, S. Kim, MPH, V. Tellez Nunez, MPH

Bureau of Laboratories: K. Margulieux, PhD, V. Vavricka, MS