



Michigan Flu Focus

Weekly Influenza Surveillance Report

April 18, 2025

Vol. 22; No. 28

Week Ending April 12, 2025 | WEEK 15

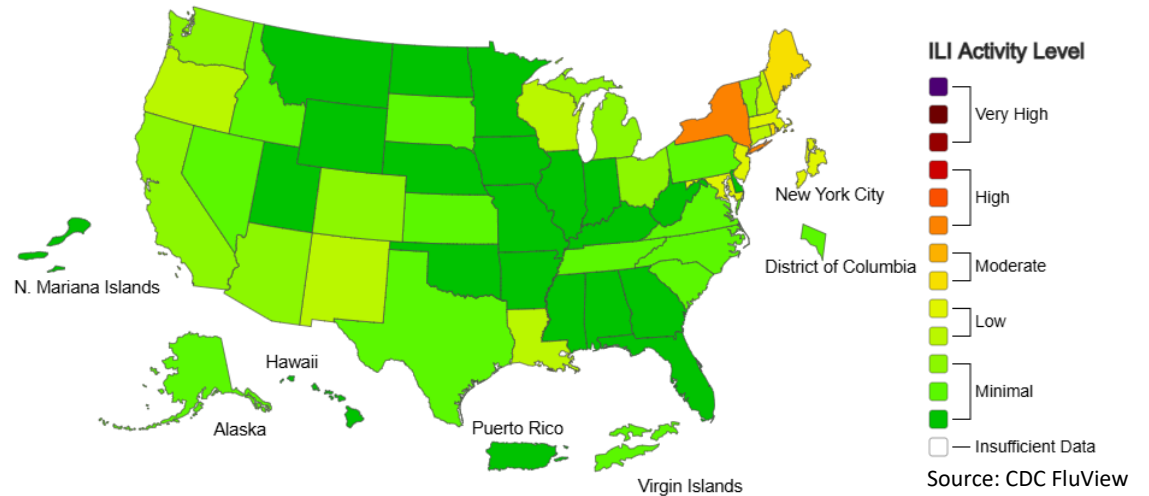
Editor: Sue Kim, MPH

Data provided in this report are preliminary and will be updated as additional data are received

Outpatient Respiratory Illness Activity Map Determined by Data Reported to ILINet

This system monitors visits for respiratory illness that includes fever plus a cough or sore throat, also referred to as ILI, not laboratory confirmed influenza and may capture patient visits due to other respiratory pathogens that cause similar symptoms.

2024-25 Influenza Season Week 15 ending Apr 12, 2025



Note: This map represents U.S. ILI activity levels reported to ILINet. The display used in past seasons showing Geographic spread of influenza has been suspended for the 2024-2025 influenza season

Updates of Interest

Nationally, seasonal influenza activity continues to decline; however, CDC expects several more weeks of flu activity. CDC estimates that there have been at least 46 million illnesses, 600,000 hospitalizations, and 26,000 deaths from flu so far this season. Please see CDC's latest [FluView report](#) for more info.

Seasonal Flu Vaccination Coverage

Michigan's goal is to vaccinate **4 million** residents during the 2024-2025 flu season.

As of **April 12, 2025, 2,792,912** Michiganders have received a flu vaccine (**72.9%** towards goal) for the 2024-2025 season.

For more info, please visit the [Michigan Respiratory Virus Dashboard](#)

Influenza-associated Pediatric Mortality

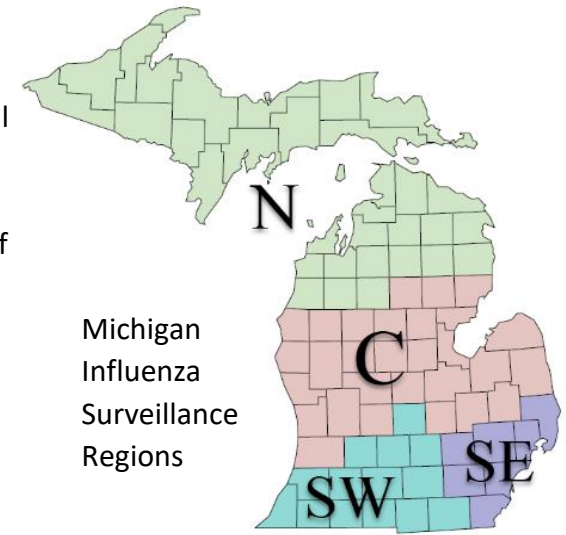
Nationally, **198** influenza-associated pediatric deaths have been reported for the 2024-2025 flu season.

Seven (7) influenza-associated pediatric deaths in Michigan have been confirmed by MDHHS for the 2024-2025 flu season.

U.S. Outpatient Influenza-like Illness Surveillance Network (ILINet)

Michigan participates in ILINet, a collaborative effort between the CDC, state and local health departments, and volunteer sentinel clinicians as part of Michigan’s influenza surveillance. ILINet provides data on the total number of outpatient visits to health care providers seen for any reason and the number of those patients with influenza-like illness (ILI[‡]). Participating Michigan emergency department and urgent care facilities send syndromic data voluntarily in near real-time to the Electronic Surveillance System for the Early Notification of Community Based Epidemics (ESSENCE). Discharge diagnosis and chief complaint data elements are used to determine whether visits meet the ILI case definition. Two hundred and thirty-one (231) Michigan facilities contributing data to ESSENCE have been validated and enrolled in ILINet.

[‡]ILI is defined as fever (>100°F) and a cough and/or a sore throat.

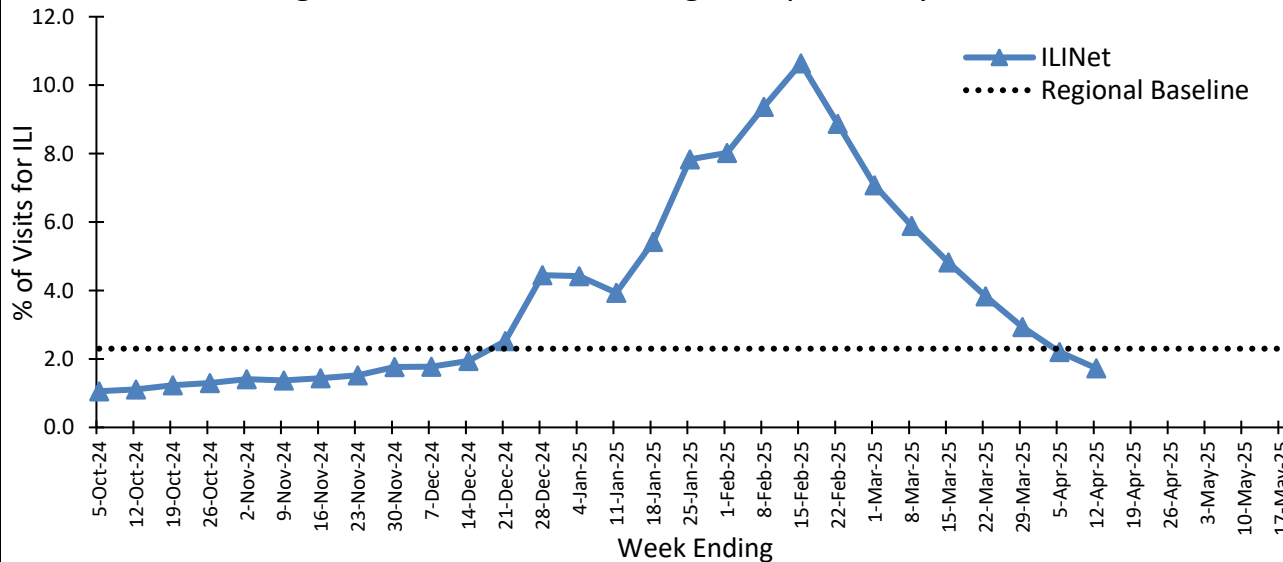


Michigan Influenza Surveillance Regions

Number of Reports and ILI % by Region during this time period:

	C	N	SE	SW
# of Reporters (295)	112	32	115	36
ILI %	1.5	3.0	1.9	1.4

Percentage of Visits for ILI in Michigan Reported by ILINet, 2024-2025



Note: ILINet monitors visits for ILI (fever and cough and/or sore throat) and may capture patient visits due to other respiratory pathogens that cause similar symptoms.

Michigan ILI Activity: **1.7%** ↓

(Last week: 2.2%)

Regional Baseline*: 2.3%

A total of **2,380** patient visits due to ILI were reported out of **137,453** outpatient visits.

*Regional baseline is determined by calculating the mean percentage of patient visits due to ILI during non-influenza weeks for the previous three seasons and adding two standard deviations.

National Surveillance

In the United States, **2.4%** of outpatient visits were due to ILI (Last week: 2.6%)

This is **below** the national baseline of 3.0%

Become an ILINET provider!

Contact Arianna Eaton at eatona4@michigan.gov

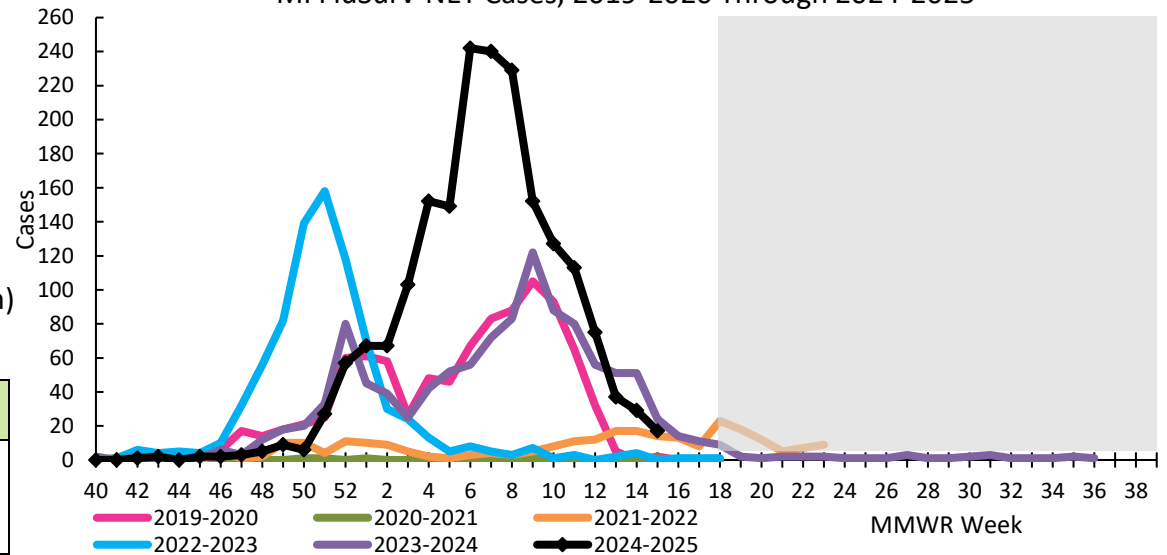
Influenza Hospitalization Surveillance Network (FluSurv-NET)

The CDC's Influenza Hospitalization Surveillance Network (FluSurv-NET) provides population-based rates of laboratory-confirmed influenza-associated hospitalizations from October 1st through April 30th each year. Michigan participates for Clinton, Eaton, Genesee, Ingham, and Washtenaw Counties. (Livingston County will be piloted during the 2024-2025 season)

of MI FSN cases reported for the 2024-2025 season:

	Pediatric	Adult	Total
Week 15 (Change from Previous Week)	6 (+1)	11 (-13)	17 (-12)
Cumulative Cases	196	1,717	1,913

MI FluSurv-NET Cases, 2019-2020 Through 2024-2025



Note: FSN was extended during the 2021-2022 season to Week 23 due to late season activity in 2022 and extended during the 2023-2024 season in response to the HPAI outbreak among dairy cattle
 Note: Livingston County was added as a pilot site for the 2024-2025 season

Influenza Sentinel Hospital Network (ISHN)

[ISHN](#) is a group of hospitals in Michigan that voluntarily report weekly aggregate counts of influenza hospitalizations by age group.

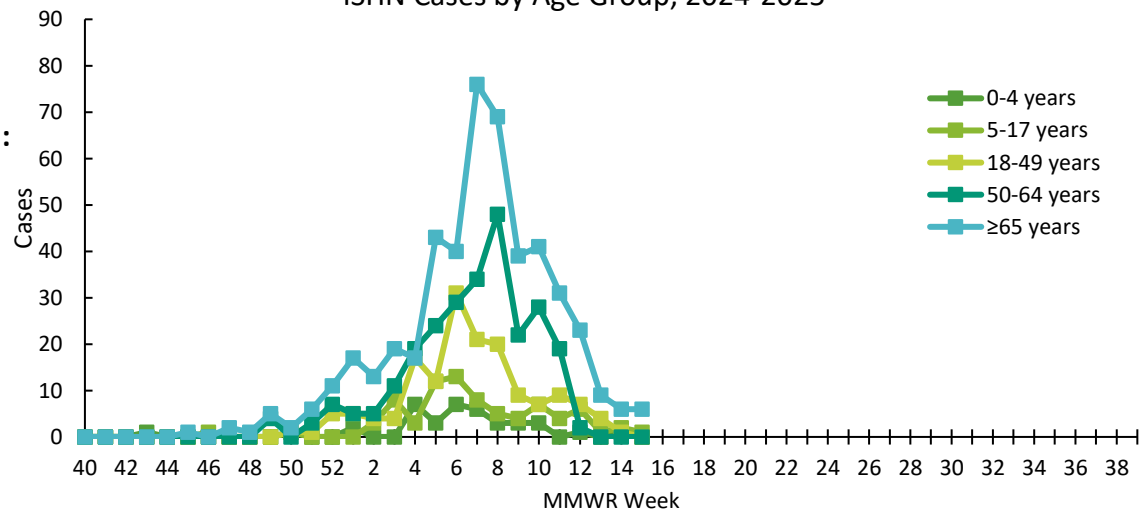
of Sites & Hospitalizations by Region during this time period:

Region	C	N	SE	SW	Total
Reporting Sites	2	1	0	5	8
Hospitalizations	2	2	0	3	7

Total # of Reported Hospitalizations for ISHN by Region:

Age Group	C	N	SE	SW	Total
0-4	0	0	0	38	38
5-17	0	0	0	79	79
18-49	21	6	0	131	158
50-64	72	24	0	164	260
65+	143	50	0	284	477
Total	236	80	0	696	1012

ISHN Cases by Age Group, 2024-2025



If you'd like to join ISHN, please contact
 Val Tellez Nunez at telleznunezv@michigan.gov

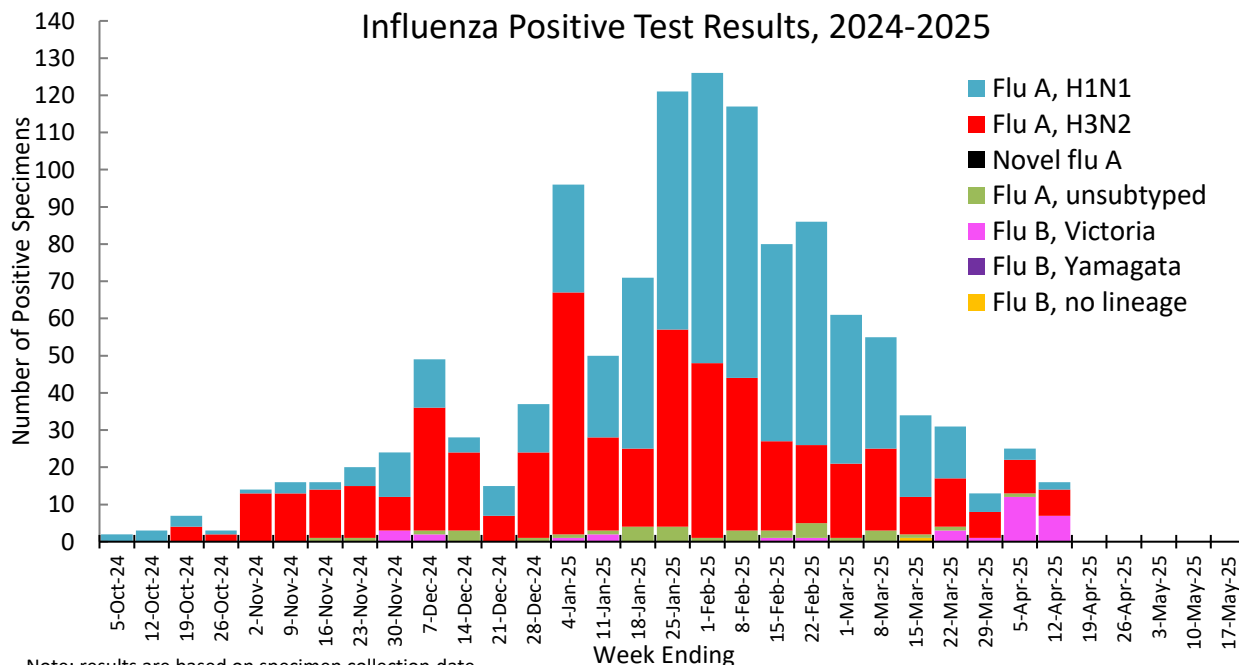
MDHHS Bureau of Laboratories (BOL) Virology Laboratory Data

There were **16** (4C, 1N, 8SE, 3SW) positive influenza results reported by the MDHHS Bureau of Laboratories (BOL) during this time period. Positive flu results for the 2024-2025 season are summarized below.

of Positive Influenza Virus Results by Region

	C	N	SE	SW	Total
Flu A H1N1	115	40	202	254	611
Flu A H3N2	132	9	196	200	537
Novel flu A*	0	0	0	0	0
Flu A unsubtype	7	1	8	18	34
Flu B Victoria	12	0	15	6	33
Flu B Yamagata	0	0	0	0	0
Flu B no lineage	0	0	1	0	1
Total	266	50	422	478	1,216

Influenza Positive Test Results, 2024-2025



Note: results are based on specimen collection date

-Novel influenza A result include: H5, H1N1v, H1N2v, H7N2v, H1v, H3v

-One specimen was reported as having multiple subtypes detected during Week 14.

Michigan Sentinel Clinical Lab Network

Respiratory Virus Data

Three (3) sentinel clinical labs (0SE, 0SW, 2C, 1N) reported for the week ending 4/12/2025.

Southeast Region

Influenza A:	No data available	↑ = Increase from previous week
Influenza B:	No data available	
SARS-CoV-2:	No data available	↓ = Decrease from previous week
Parainfluenza:	No data available	
RSV:	No data available	
Adenovirus:	No data available	→ = Similar to previous week
hMPV:	No data available	

Central Region

Influenza A:	Elevated ↓
Influenza B:	Elevated ↓
SARS-CoV-2:	Low ↓
Parainfluenza:	Low ↑
RSV:	Slightly Elevated ↓
Adenovirus:	Low ↓
hMPV:	Elevated ↓

Southwest Region

Influenza A:	No data available
Influenza B:	No data available
SARS-CoV-2:	No data available
Parainfluenza:	No data available
RSV:	No data available
Adenovirus:	No data available
hMPV:	No data available

North Region

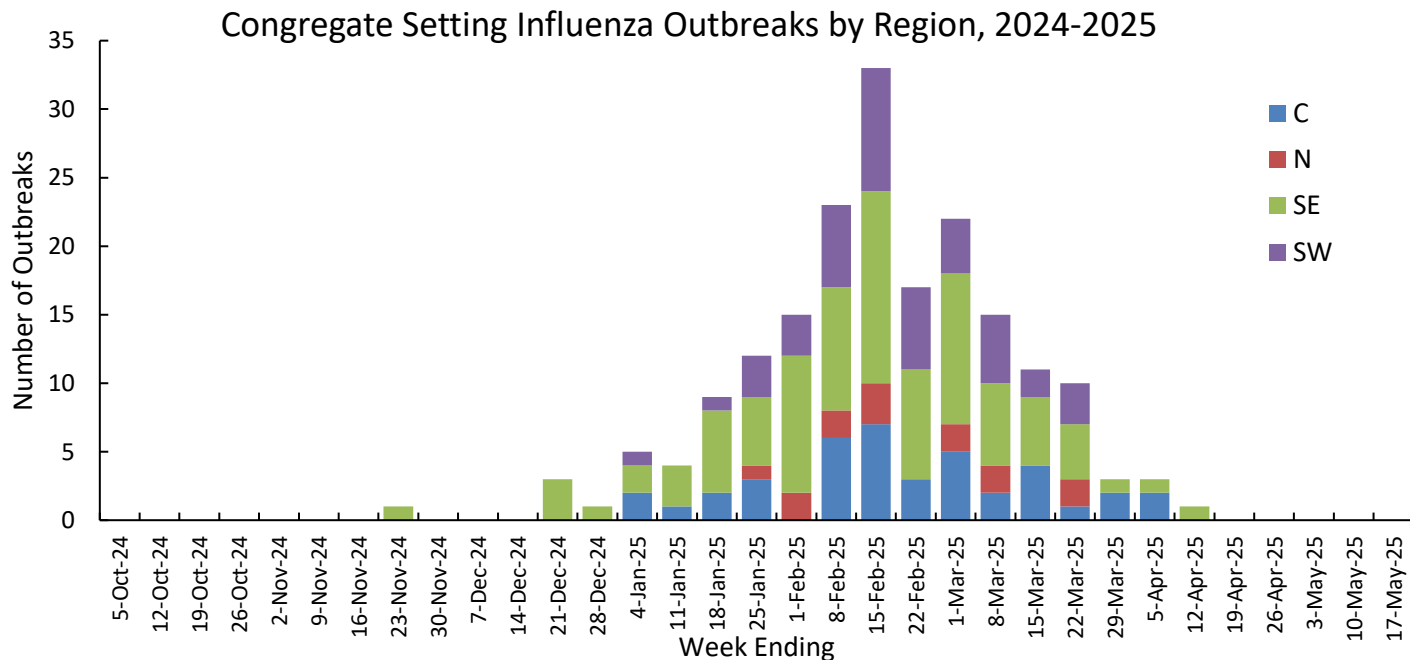
Influenza A:	Sporadic ↑
Influenza B:	Sporadic ↑
SARS-CoV-2:	Sporadic →
Parainfluenza:	Sporadic ↑
RSV:	No activity ↓
Adenovirus:	No activity ↓
hMPV:	Sporadic ↑

There was **1** (0C, 0N, 1SE, 0SW) confirmed influenza outbreaks reported to MDHHS during this time period. Influenza outbreaks for the 2024-2025 season are summarized below.

of Reported Influenza Outbreaks by Region

Facility Type	C	N	SE	SW	Total
Schools: K-12 & College	0	0	20	4	24
Long-term Care / Assisted Living Facility	38	13	59	31	141
Healthcare Facility	1	1	1	4	7
Daycare	1	0	5	1	7
Homeless Shelter	0	0	1	0	1
Correctional Facility	0	0	2	1	3
Other	0	0	3	2	5
Total	40	14	91	43	188

Note: Data are reported on outbreaks with laboratory confirmed influenza. Other non-influenza, non-COVID outbreaks, and ILI outbreaks without confirmatory influenza testing will not be reported in the table and graph.



Did you know?

Congregate setting outbreaks of viral respiratory illness are required to be reported to your local health department? See:

- Influenza Guidance for [Local Health Departments \(LHDs\)](#), [Healthcare Providers](#), and [Laboratories](#)

Outbreak Response Resources:

- [MDHHS Guidelines for Influenza and Respiratory Virus Outbreaks in Long-Term Care Facilities](#)
- [MDHHS Respiratory Virus Outbreaks in Nursing Homes Flow Diagram](#)
- [MDHHS Respiratory Illness Outbreak Response Tool for use in Skilled Nursing Facilities](#)
- [CDC Viral Respiratory Pathogens Toolkit for Nursing Homes](#)

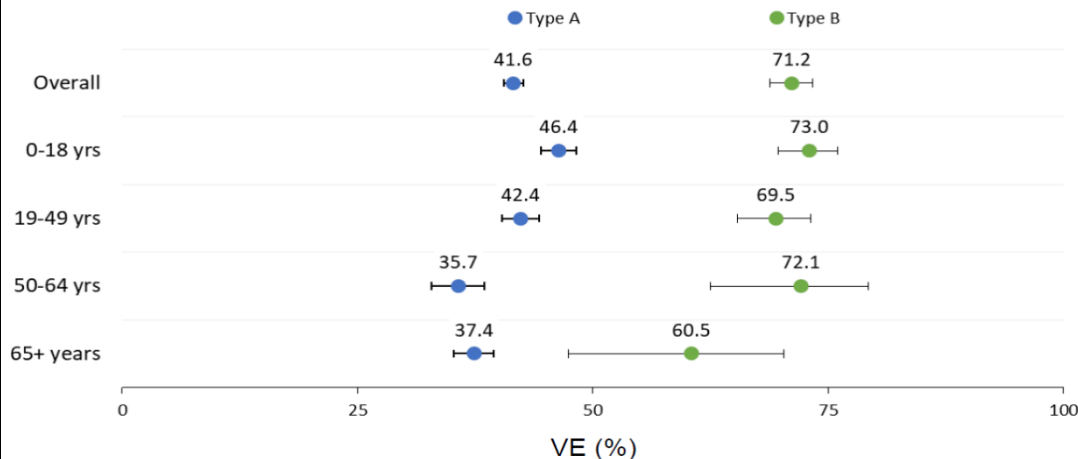
For information on COVID-19 outbreaks, please visit the [Michigan Respiratory Virus Dashboard](#)

Advisory Committee on Immunization Practices Meeting. April 2025

Influenza Round Up

- 2025-26 vaccine composition includes an update to the influenza A(H3N2) component
- [FluMist self/caregiver administration](#)
 - Same FDA-recommended FluMist vaccine
 - Shown to be used safely/correctly
 - Includes online pharmacy interface
- Vote on update to the 2025-26 ACIP influenza statement is expected at the June 2025 ACIP Meeting
- [Updated interim estimates of 2024-25 flu vaccine effectiveness, any flu strain](#)
 - Outpatient
 - Pediatric: 32-60%
 - Adult: 36-54%
 - Adult aged ≥65: 18-51%
 - Inpatient
 - Pediatric: 63-78%
 - Adult: 41-55%
 - Adult aged ≥65: 38-57%

Interim Influenza Vaccine Effectiveness Against Laboratory-Confirmed Influenza, California, October 2024—January 2025



Influenza News Blast

- [Does the Flu Shot Raise Infection Risk? Here's What a New Study Actually Found \(Health\)](#)
- [With bird flu spreading through MI, should people fill their backyard bird feeders? \(Lansing State Journal\)](#)
- [Talking Turkey: Should spring hunters be on the lookout for bird flu? \(FOX 17 News West Michigan\)](#)
- [ACIP recommends expanded RSV use, and two new vaccines \(STAT\)](#)
- [More H5N1 detections in US dairy cows and poultry; WHO unveils H5 surveillance guide \(CIDRAP\)](#)

Additional Resources

- [MDHHS Respiratory Virus Dashboard](#)
- [MDHHS Influenza Webpage](#)
- [MDHHS Bureau of Laboratories \(BOL\) Flu Webpage and Test Request Forms](#)
- [Immunization Action Coalition: Ask the Experts - Flu](#)
- [National Wastewater Surveillance System \(CDC\)](#)
- [CDC FluView](#)
- [Vaccine finder \(vaccines.gov\)](#)

View Michigan Flu Focus Report archives [here](#).

2024-2025 Influenza Season Preliminary Burden Estimates

The Centers for Disease Control and Prevention (CDC) have released [preliminary in-season burden estimates](#) for the 2024-2025 flu season.

Since October 1, 2024, CDC estimates that there have been between:

46 million – 81 million flu illnesses

21 million – 36 million flu medical visits

600,000 – 1.3 million flu hospitalizations

26,000 – 130,000 flu deaths

Updated April 18, 2025

MDHHS Contributors

Bureau of Infectious Disease Prevention: A. Eaton, MPH, L. Leegwater, MPH, L. Reeg, MPH, S. Kim, MPH, V. Tellez Nunez, MPH

Bureau of Laboratories: K. Margulieux, PhD, V. Vavricka, MS