



Michigan Flu Focus

Weekly Influenza Surveillance Report

May 9, 2025

Vol. 22; No. 31

Week Ending May 3, 2025 | WEEK 18

Editor: Sue Kim, MPH

Data provided in this report are preliminary and will be updated as additional data are received

Updates of Interest

On May 8th, 2025, the Centers for Disease Control and Prevention (CDC) released [Interim Evaluation of Respiratory Syncytial Virus Hospitalization Rates Among Infants and Young Children After Introduction of Respiratory Syncytial Virus Prevention Products](#) showing that after widespread uptake of maternal RSV vaccine and nirsevimab, RSV hospitalization rates in infants <3 months old were 50% lower in the 2024–2025 RSV season than in seasons before products were introduced.

Seasonal Flu Vaccination Coverage

Michigan’s goal is to vaccinate **4 million** residents during the 2024-2025 flu season.

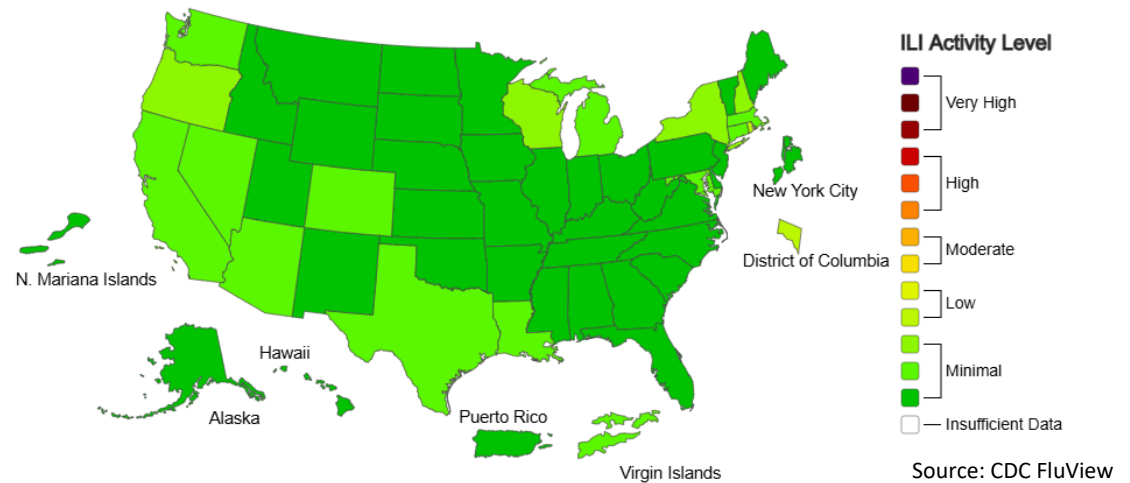
As of **May 3, 2025, 2,801,728** Michiganders have received a flu vaccine (**73.2%** towards goal) for the 2024-2025 season.

For more info, please visit the [Michigan Respiratory Virus Dashboard](#)

Outpatient Respiratory Illness Activity Map Determined by Data Reported to ILINet

This system monitors visits for respiratory illness that includes fever plus a cough or sore throat, also referred to as ILI, not laboratory confirmed influenza and may capture patient visits due to other respiratory pathogens that cause similar symptoms.

2024-25 Influenza Season Week 18 ending May 03, 2025



Note: This map represents U.S. ILI activity levels reported to ILINet. The display used in past seasons showing Geographic spread of influenza has been suspended for the 2024-2025 influenza season

Influenza-associated Pediatric Mortality

Nationally, **226** influenza-associated pediatric deaths have been reported for the 2024-2025 flu season.

Ten (10) influenza-associated pediatric deaths in Michigan have been confirmed by MDHHS for the 2024-2025 flu season.

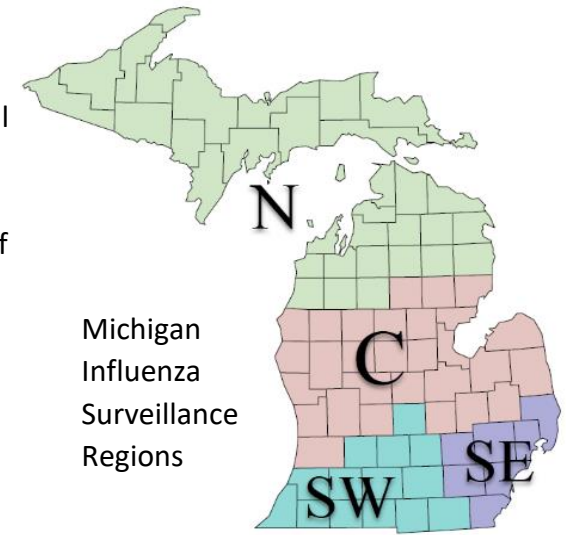
U.S. Outpatient Influenza-like Illness Surveillance Network (ILINet)

Michigan participates in ILINet, a collaborative effort between the CDC, state and local health departments, and volunteer sentinel clinicians as part of Michigan’s influenza surveillance. ILINet provides data on the total number of outpatient visits to health care providers seen for any reason and the number of those patients with influenza-like illness (ILI[‡]). Participating Michigan emergency department and urgent care facilities send syndromic data voluntarily in near real-time to the Electronic Surveillance System for the Early Notification of Community Based Epidemics (ESSENCE). Discharge diagnosis and chief complaint data elements are used to determine whether visits meet the ILI case definition. Two hundred and thirty-one (231) Michigan facilities contributing data to ESSENCE have been validated and enrolled in ILINet.

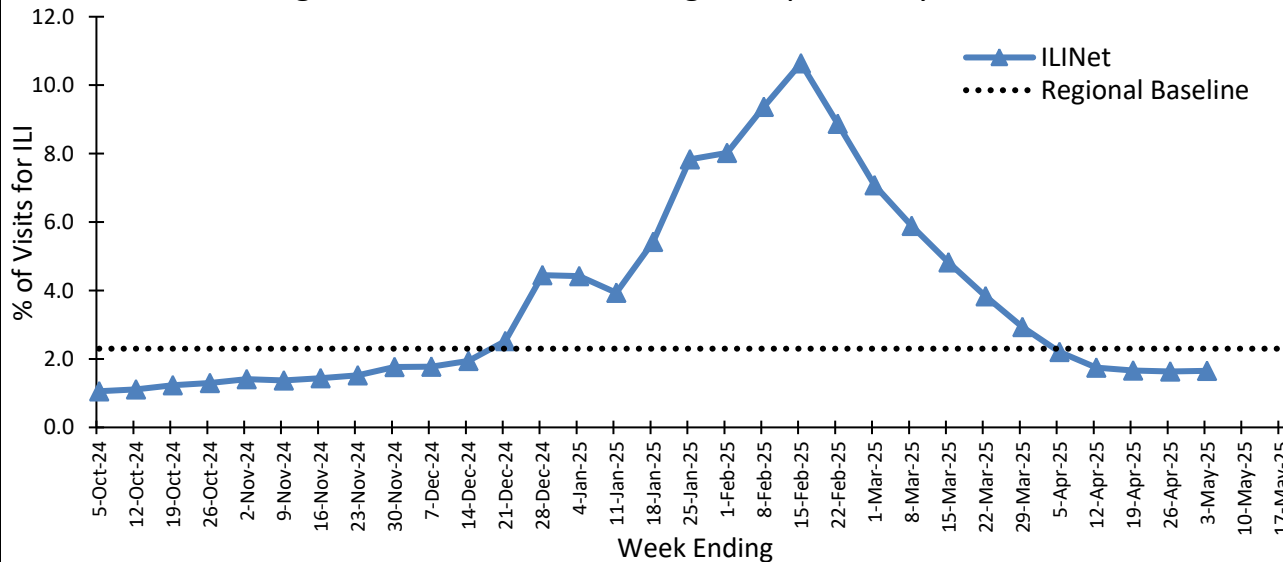
[‡]ILI is defined as fever (>100°F) and a cough and/or a sore throat.

Number of Reports and ILI % by Region during this time period:

	C	N	SE	SW
# of Reporters (258)	77	32	115	34
ILI %	1.6	2.7	1.7	1.2



Percentage of Visits for ILI in Michigan Reported by ILINet, 2024-2025



Note: ILINet monitors visits for ILI (fever and cough and/or sore throat) and may capture patient visits due to other respiratory pathogens that cause similar symptoms.

Michigan ILI Activity: 1.7% ↑

(Last week: 1.6%)

Regional Baseline*: 2.3%

A total of **1,878** patient visits due to ILI were reported out of **113,358** outpatient visits.

*Regional baseline is determined by calculating the mean percentage of patient visits due to ILI during non-influenza weeks for the previous three seasons and adding two standard deviations.

National Surveillance

In the United States, **2.1%** of outpatient visits were due to ILI (Last week: 2.2%)

This is **below** the national baseline of 3.0%

Become an ILINET provider!

Contact Arianna Eaton at eatona4@michigan.gov

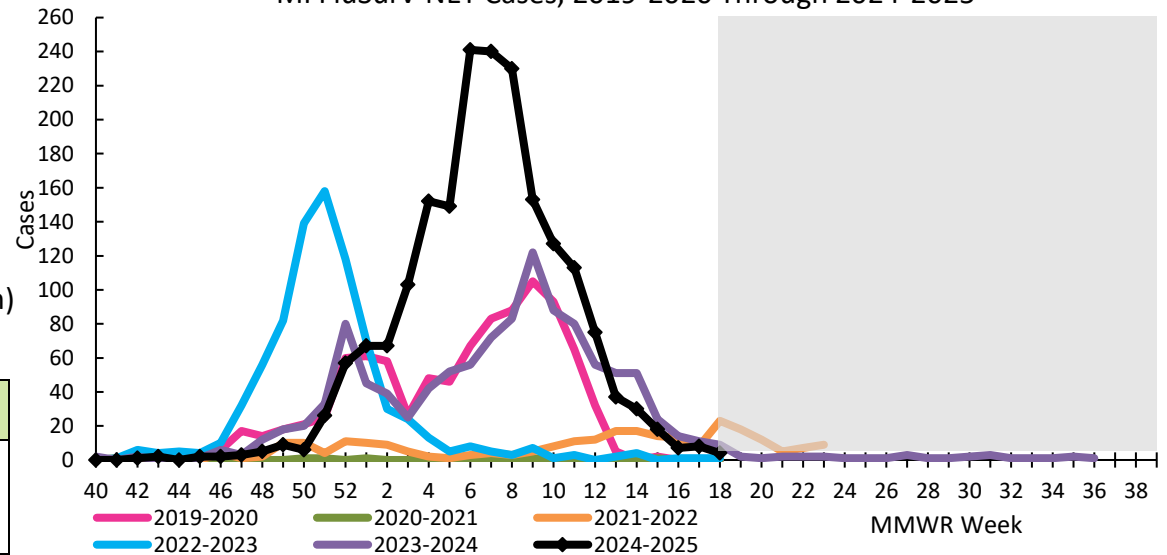
Influenza Hospitalization Surveillance Network (FluSurv-NET)

The CDC's Influenza Hospitalization Surveillance Network (FluSurv-NET) provides population-based rates of laboratory-confirmed influenza-associated hospitalizations from October 1st through April 30th each year. Michigan participates for Clinton, Eaton, Genesee, Ingham, and Washtenaw Counties. (Livingston County will be piloted during the 2024-2025 season)

of MI FSN cases reported for the 2024-2025 season:

	Pediatric	Adult	Total
Week 18 (Change from Previous Week)	1 (+1)	3 (-5)	4 (-4)
Cumulative Cases	197	1,737	1,934

MI FluSurv-NET Cases, 2019-2020 Through 2024-2025



Note: FSN was extended during the 2021-2022 season to Week 23 due to late season activity in 2022 and extended during the 2023-2024 season in response to the HPAI outbreak among dairy cattle
 Note: Livingston County was added as a pilot site for the 2024-2025 season

Influenza Sentinel Hospital Network (ISHN)

[ISHN](#) is a group of hospitals in Michigan that voluntarily report weekly aggregate counts of influenza hospitalizations by age group.

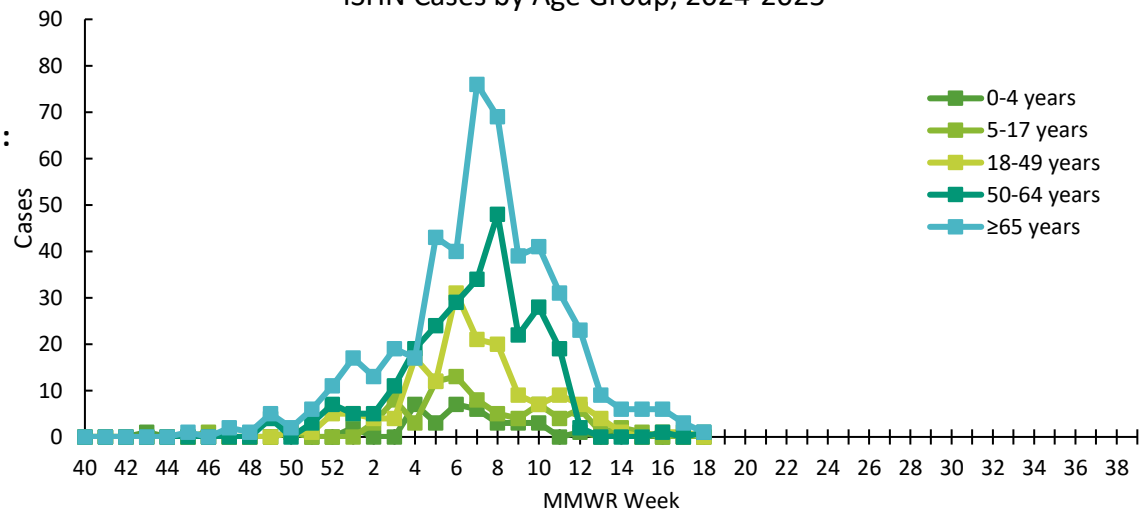
of Sites & Hospitalizations by Region during this time period:

Region	C	N	SE	SW	Total
Reporting Sites	4	1	0	5	10
Hospitalizations	0	0	0	2	2

Total # of Reported Hospitalizations for ISHN by Region:

Age Group	C	N	SE	SW	Total
0-4	0	0	0	38	38
5-17	0	0	0	79	79
18-49	22	6	0	132	160
50-64	72	24	0	166	262
65+	146	52	0	289	487
Total	240	82	0	704	1026

ISHN Cases by Age Group, 2024-2025



If you'd like to join ISHN, please contact
 Val Tellez Nunez at telleznunezv@michigan.gov

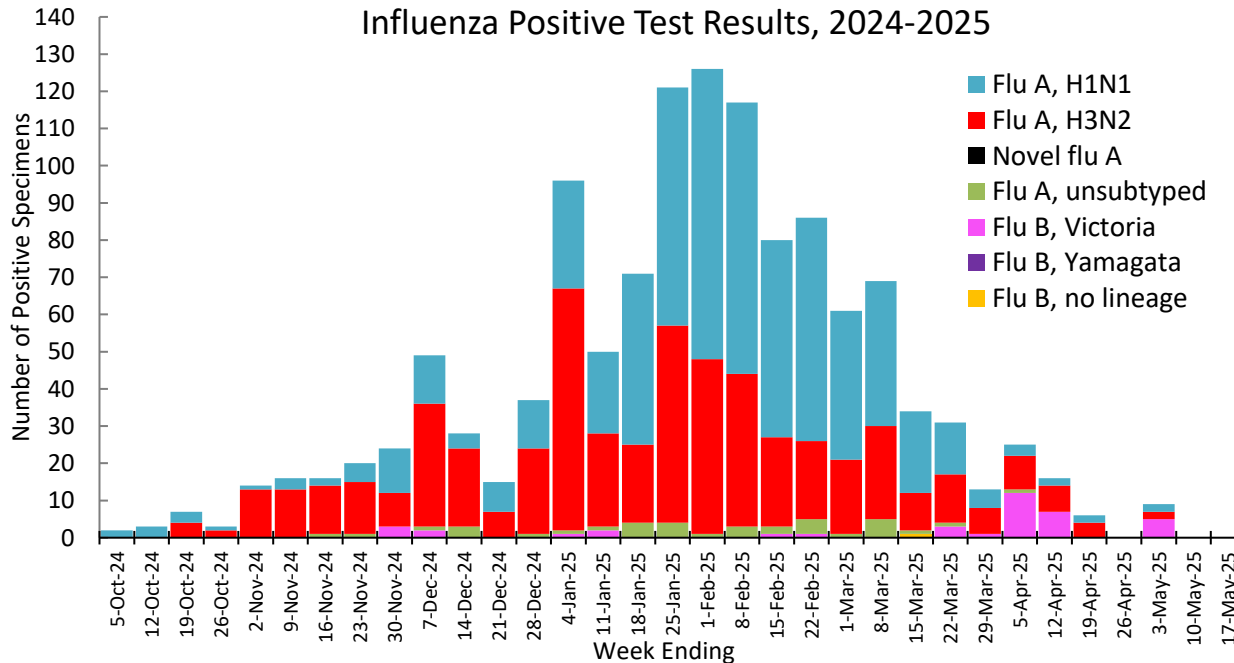
MDHHS Bureau of Laboratories (BOL) Virology Laboratory Data

There were 9 (3C, 0N, 4SE, 2SW) positive influenza results reported by the MDHHS Bureau of Laboratories (BOL) during this time period. Positive flu results for the 2024-2025 season are summarized below.

of Positive Influenza Virus Results by Region

	C	N	SE	SW	Total
Flu A H1N1	126	40	202	256	624
Flu A H3N2	139	9	198	200	546
Novel flu A*	0	0	0	0	0
Flu A unsubtype	9	1	8	18	36
Flu B Victoria	14	0	18	6	38
Flu B Yamagata	0	0	0	0	0
Flu B no lineage	0	0	1	0	1
Total	288	50	427	480	1,245

Influenza Positive Test Results, 2024-2025



Note: results are based on specimen collection date

*Novel influenza A result include: H5, H1N1v, H1N2v, H7N2v, H1v, H3v

Michigan Sentinel Clinical Lab Network

Respiratory Virus Data

Four (4) sentinel clinical labs (0SE, 1SW, 3C, 0N) reported for the week ending 5/3/2025.

Southeast Region		
Influenza A:	No data available	↑ = Increase from previous week
Influenza B:	No data available	
SARS-CoV-2:	No data available	↓ = Decrease from previous week
Parainfluenza:	No data available	
RSV:	No data available	
Adenovirus:	No data available	→ = Similar to previous week
hMPV:	No data available	
Central Region		
Influenza A:	Low ↓	
Influenza B:	Low ↓	
SARS-CoV-2:	Low ↓	
Parainfluenza:	Low ↑	
RSV:	Low ↓	
Adenovirus:	Low ↓	
hMPV:	Low - slightly elevated ↓	
Southwest Region		
Influenza A:	Low ↓	
Influenza B:	Low - slightly elevated ↓	
SARS-CoV-2:	Low ↓	
Parainfluenza:	Low →	
RSV:	Low ↑	
Adenovirus:	Sporadic ↓	
hMPV:	Low ↑	
North Region		
Influenza A:	No data available	
Influenza B:	No data available	
SARS-CoV-2:	No data available	
Parainfluenza:	No data available	
RSV:	No data available	
Adenovirus:	No data available	
hMPV:	No data available	

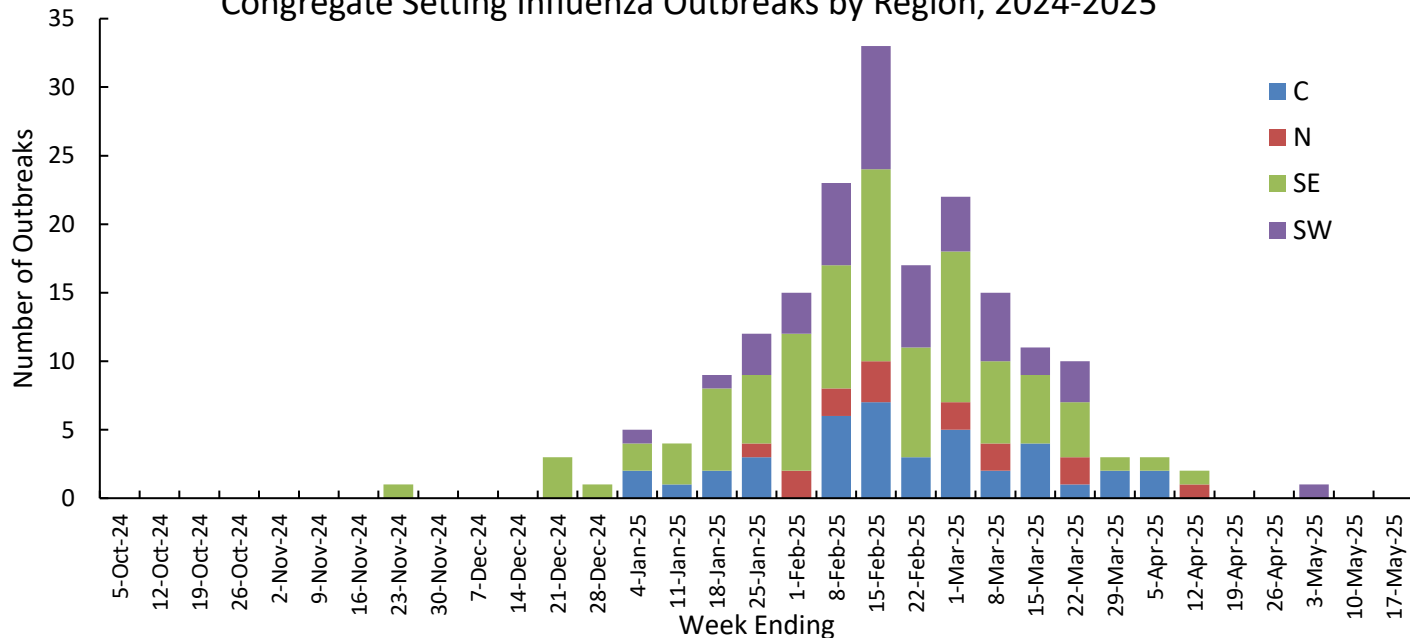
There was **1** (0C, 0N, 0SE, 1SW) confirmed influenza outbreak reported to MDHHS during this time period. Influenza outbreaks for the 2024-2025 season are summarized below.

of Reported Influenza Outbreaks by Region

Facility Type	C	N	SE	SW	Total
Schools: K-12 & College	0	0	20	5	25
Long-term Care / Assisted Living Facility	38	14	59	31	142
Healthcare Facility	1	1	1	4	7
Daycare	1	0	5	1	7
Homeless Shelter	0	0	1	0	1
Correctional Facility	0	0	2	1	3
Other	0	0	3	2	5
Total	40	15	91	44	190

Note: Data are reported on outbreaks with laboratory confirmed influenza. Other non-influenza, non-COVID outbreaks, and ILI outbreaks without confirmatory influenza testing will not be reported in the table and graph.

Congregate Setting Influenza Outbreaks by Region, 2024-2025



Did you know?

Congregate setting outbreaks of viral respiratory illness are required to be reported to your local health department? See:

- Influenza Guidance for [Local Health Departments \(LHDs\)](#), [Healthcare Providers](#), and [Laboratories](#)

Outbreak Response Resources:

- [MDHHS Guidelines for Influenza and Respiratory Virus Outbreaks in Long-Term Care Facilities](#)
- [MDHHS Respiratory Virus Outbreaks in Nursing Homes Flow Diagram](#)
- [MDHHS Respiratory Illness Outbreak Response Tool for use in Skilled Nursing Facilities](#)
- [CDC Viral Respiratory Pathogens Toolkit for Nursing Homes](#)

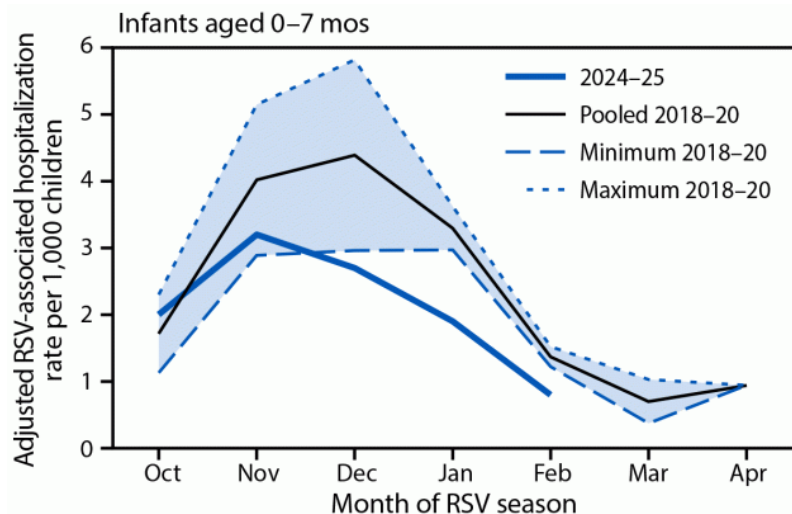
For information on COVID-19 outbreaks, please visit the [Michigan Respiratory Virus Dashboard](#)

During the 2024–2025 respiratory virus season when both the maternal RSV vaccine and nirsevimab were widely used for the first time, CDC data show that **RSV hospitalization rates in babies under 3 months old were cut in half** compared to seasons before RSV prevention products were available. ([Patton et al., MMWR](#))

To our RESP-NET providers, your data made this analysis possible.

THANK YOU!

Figure 2: Respiratory syncytial virus–associated hospitalization rates among children aged <5 years, by age group and month of respiratory syncytial virus season — New Vaccine Surveillance Network, United States, October–April 2018–20 and October–February 2024–25



Influenza News Blast

- [MSU is in the race to track and stop the spread of avian flu \(Sentient\)](#)
- [Spike in avian flu cases in cats triggers worry about human spillover \(CIDRAP\)](#)
- [How vaccine hesitancy may be driving a spike in pediatric flu deaths \(PBS\)](#)
- [No drop in hospital admissions or mortality when antivirals used for non-severe flu \(CIDRAP\)](#)
- [Trump Team’s \\$500 Million Bet on Old Flu Vaccine Technology Puzzles Scientists \(KFF\)](#)
- [Combo flu-COVID vaccine shows good immune response in older adults \(CIDRAP\)](#)
- [Viewpoint: Proposed system for vaccine approval, safety monitoring begs crucial questions \(Vaccine Integrity Project\)](#)

Additional Resources

- [MDHHS Respiratory Virus Dashboard](#)
- [MDHHS Influenza Webpage](#)
- [MDHHS Bureau of Laboratories \(BOL\) Flu Webpage and Test Request Forms](#)
- [Immunization Action Coalition: Ask the Experts - Flu](#)
- [National Wastewater Surveillance System \(CDC\)](#)
- [CDC FluView](#)
- [Vaccine finder \(vaccines.gov\)](#)

View Michigan Flu Focus Report archives [here](#).

2024-2025 Influenza Season Preliminary Burden Estimates

The Centers for Disease Control and Prevention (CDC) have released [preliminary in-season burden estimates](#) for the 2024-2025 flu season.

Since October 1, 2024, CDC estimates that there have been between:

47 million – 82 million flu illnesses

21 million – 37 million flu medical visits

610,000 – 1.3 million flu hospitalizations

27,000 – 130,000 flu deaths

Updated May 9, 2025

MDHHS Contributors

Bureau of Infectious Disease Prevention: A. Eaton, MPH, L. Leegwater, MPH, L. Reeg, MPH, S. Kim, MPH, V. Tellez Nunez, MPH

Bureau of Laboratories: K. Margulieux, PhD, V. Vavricka, MS