

Flint Waiver Progress Report

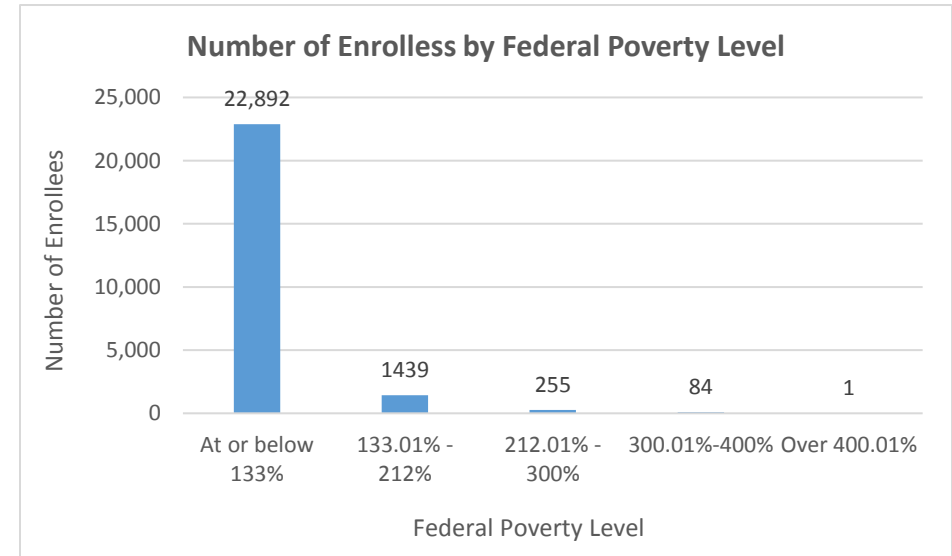
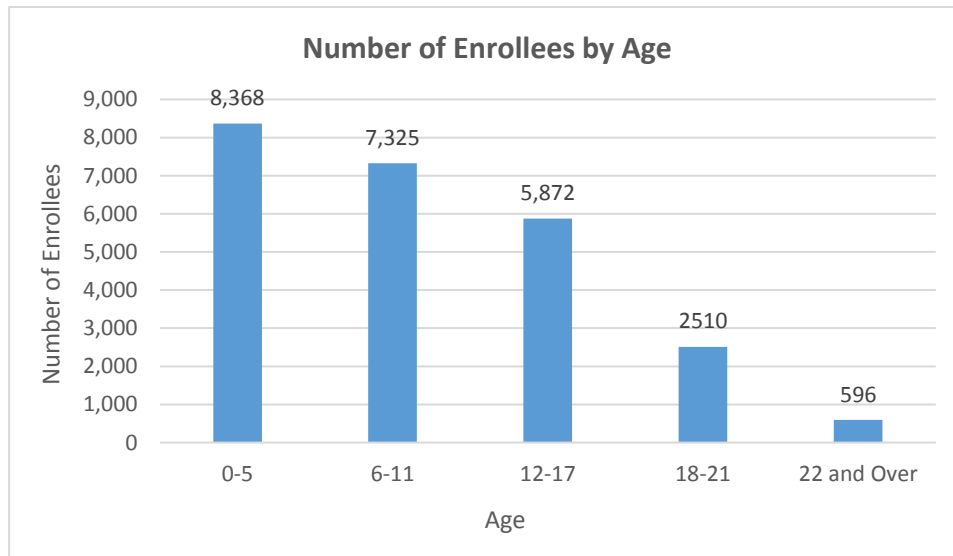
Tuesday, October 11, 2016

TOTAL ENROLLEES: 24,671

Enrollment Break Down

Gender		Pregnant Woman and Under 21	
Male	12,121	Pregnant Woman	826
Female	12,550	Under 21	23,845
Existing and New Enrollees		Type of Coverage	
Existing*	23,093	Full Coverage	24,616
New	1,578	Limited Coverage	46
		Spenddown	9

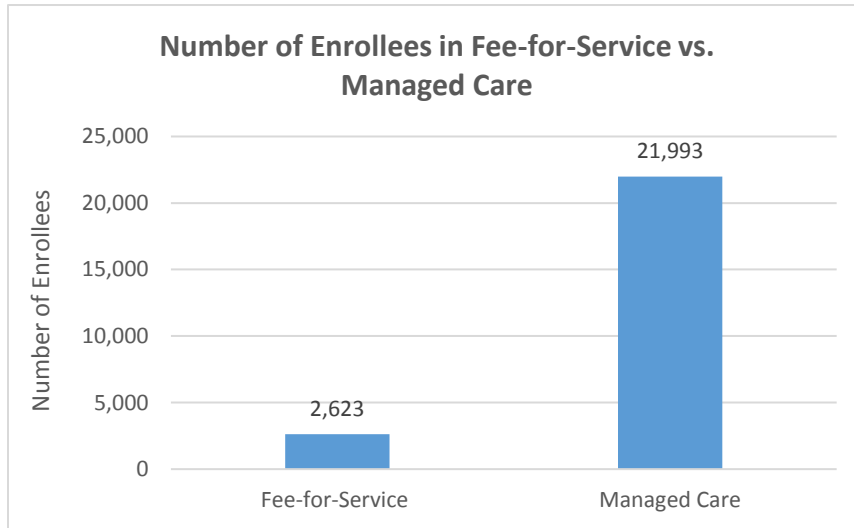
*Existing refers to people already enrolled as of 5/9/2016.



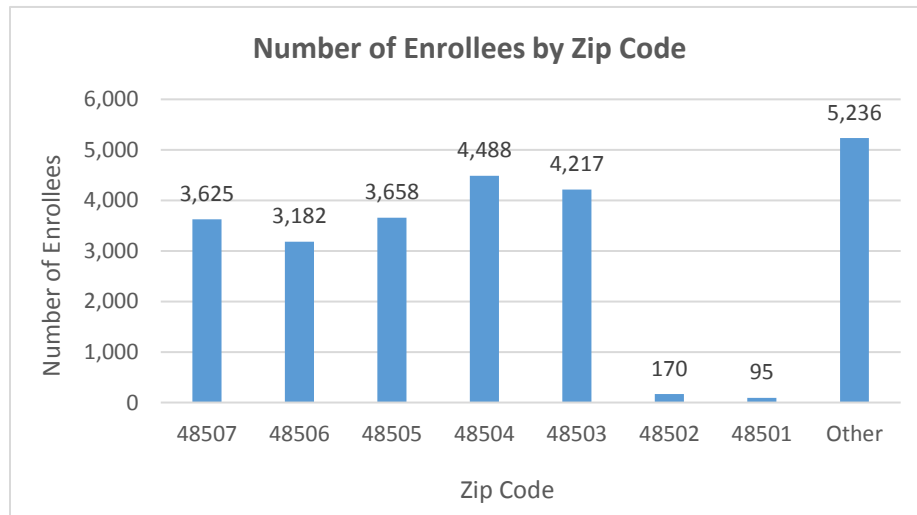
Flint Waiver Progress Report

Tuesday, October 11, 2016

Health Plan Enrollment



Health Plan	Number of Enrollees	Percent of Total Enrollment
Aetna Better Health of Michigan	13	0.1%
Blue Cross Complete of Michigan	1,497	6.8%
HAP Midwest Health Plan	214	1%
Harbor Health Plan	3	0%
McLaren Health Plan	5,506	25%
Meridian Health Plan of Michigan	4,604	20.9%
Molina Healthcare of Michigan	9,442	42.9%
Priority Health Choice	21	0.1%
Total Health Care	23	0.1%
UnitedHealthcare Community Plan	653	3%
Upper Peninsula Health Plan	17	0.1%



Application and Applicant Data (since 5/9/16)

Total Applications	6,873
Applicant Data	
Applicants approved	2,444
Applicants approved for other Medicaid health care programs	3,411
Applicants pending	80
Applicants denied	975
Total Applicants	6,910

Application data is updated at a different frequency than the enrollment data referenced on page one. Totals may not always match.