

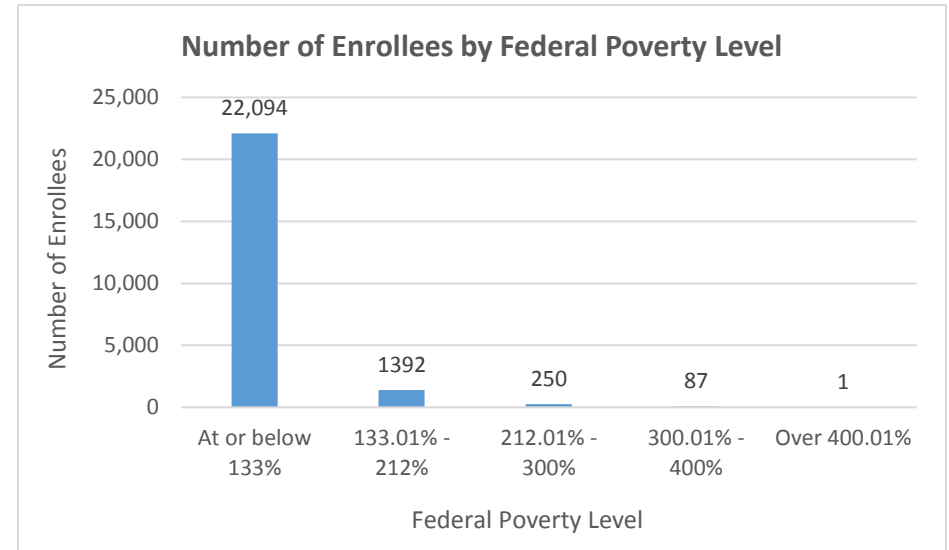
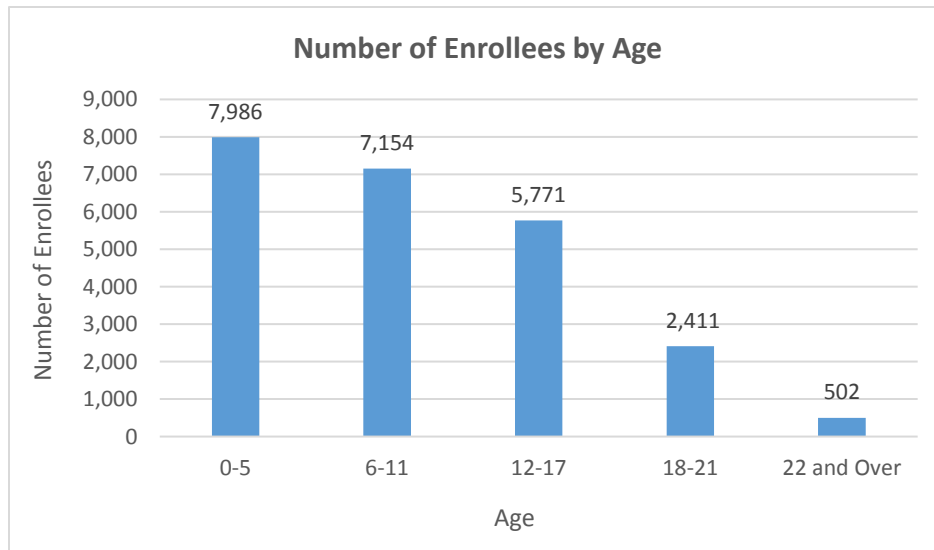
## Flint Waiver Progress Report

Tuesday, October 4, 2016

**TOTAL ENROLLEES: 23,824**

### Enrollment Break Down

Gender		Pregnant Woman and Under 21	
Male	11,782	Pregnant Woman	719
Female	12,042	Under 21	23,105
Existing and New Enrollees		Type of Coverage	
Existing*	21,874	Full Coverage	23,766
New	1,950	Limited Coverage	49
*Existing refers to people already enrolled as of 5/9/2016.		Spenddown	9



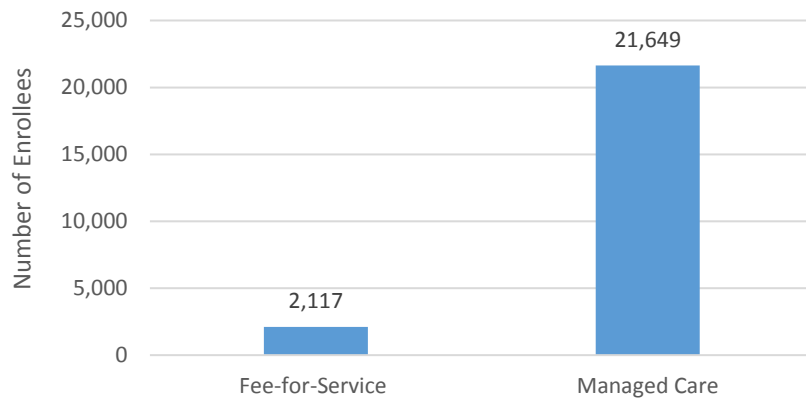
## Flint Waiver Progress Report

Tuesday, October 4, 2016

### Health Plan Enrollment

Health Plan	Number of Enrollees	Percent of Total Enrollment
Aetna Better Health of Michigan	13	0.1%
Blue Cross Complete of Michigan	1,474	6.8%
HAP Midwest Health Plan	209	1%
Harbor Health Plan	2	0%
McLaren Health Plan	5,437	25.1%
Meridian Health Plan of Michigan	4,504	20.8%
Molina Healthcare of Michigan	9,317	43%
Priority Health Choice	21	0.1%
Total Health Care	23	0.1%
UnitedHealthcare Community Plan	634	2.9%
Upper Peninsula Health Plan	15	0.1%

**Number of Enrollees in Fee-for-Service vs. Managed Care**



### Application and Applicant Data (since 5/9/16)

<b>Total Applications</b>	<b>6,451</b>
<b>Applicant Data</b>	
Applicants approved	2,387
Applicants approved for other health care programs	3,222
Applicants pending	82
Applicants denied	899
<b>Total Applicants</b>	<b>6,590</b>

*This week's applicant data is as of 9/30/16.*

*Application data is updated at a different frequency than the enrollment data referenced on page one. Totals may not always match.*

**Number of Enrollees by Zip Code**

