

Flint Waiver Progress Report

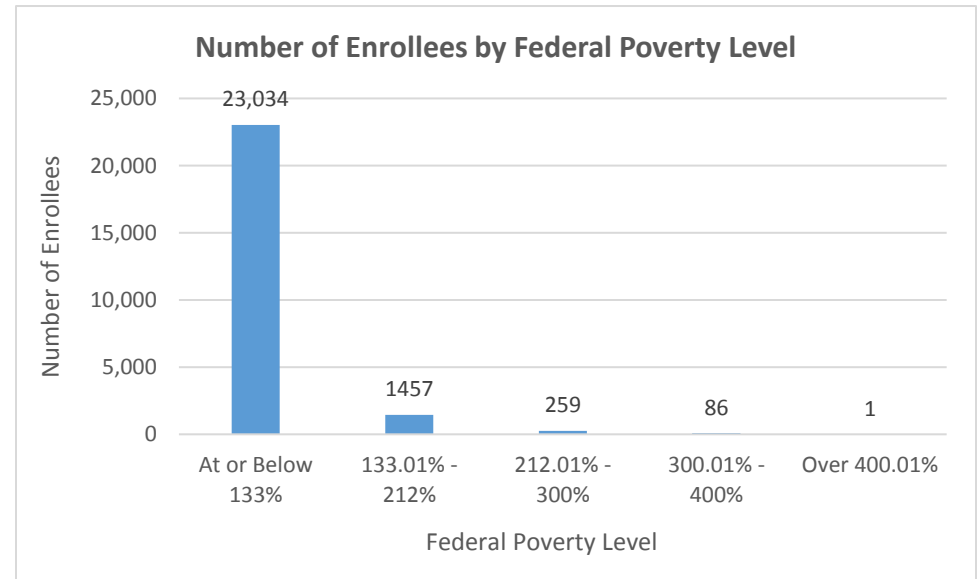
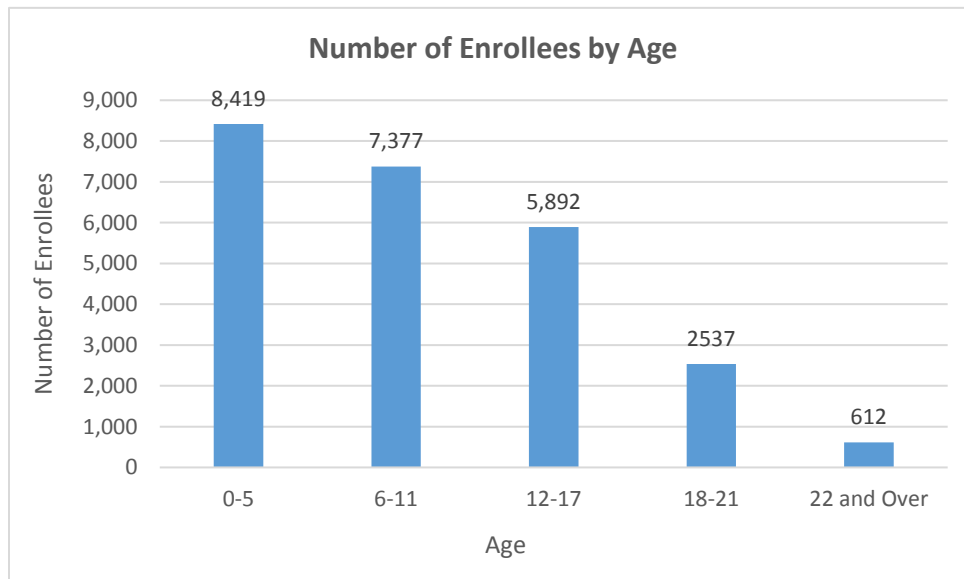
Tuesday, October 18, 2016

TOTAL ENROLLEES: 24,837

Enrollment Break Down

Gender		Pregnant Woman and Under 21	
Male	12,195	Pregnant Woman	842
Female	12,642	Under 21	23,995
Existing and New Enrollees		Type of Coverage	
Existing*	23,393	Full Coverage	24,780
New	1,444	Limited Coverage	48
		Spenddown	9

*Existing refers to people already enrolled as of 5/9/2016.



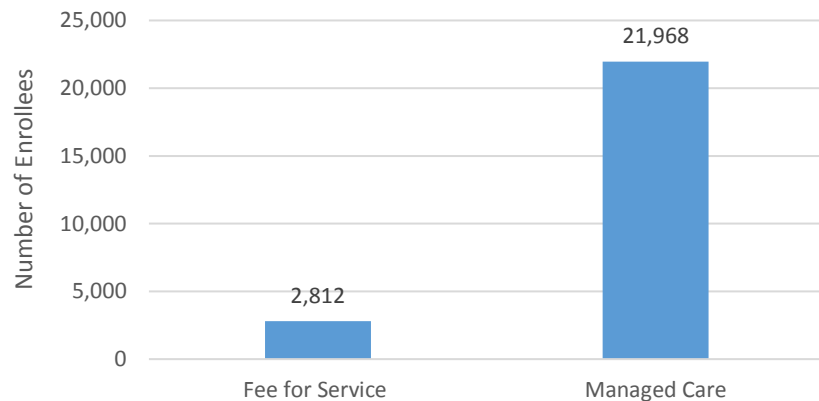
Flint Waiver Progress Report

Tuesday, October 18, 2016

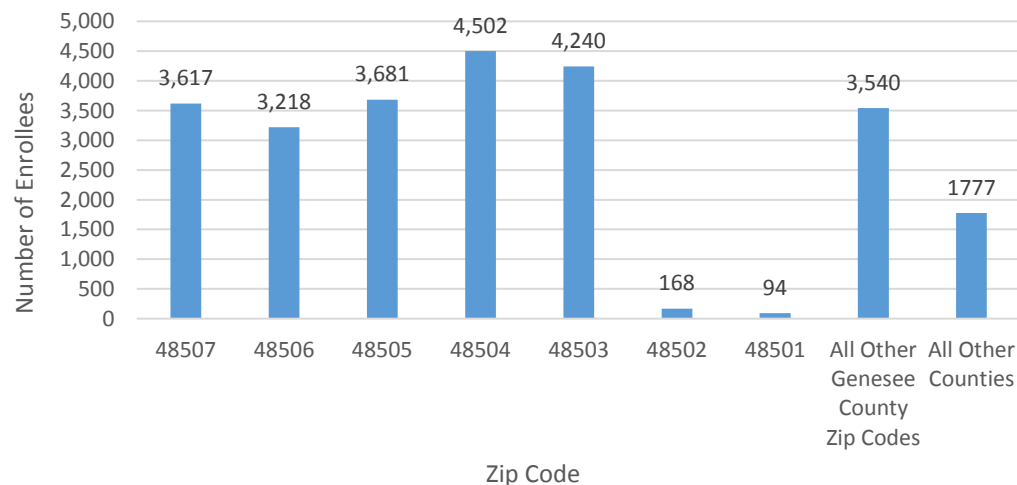
Health Plan Enrollment

Health Plan	Number of Enrollees	Percent of Total Enrollment
Aetna Better Health of Michigan	13	0.1%
Blue Cross Complete of Michigan	1,504	6.8%
HAP Midwest Health Plan	220	1%
Harbor Health Plan	3	0%
McLaren Health Plan	5,496	25%
Meridian Health Plan of Michigan	4,598	20.9%
Molina Healthcare of Michigan	9,422	42.9%
Priority Health Choice	21	0.1%
Total Health Care	23	0.1%
UnitedHealthcare Community Plan	651	3%
Upper Peninsula Health Plan	17	0.1%

Number of Enrollees in Fee-for-Service vs. Managed Care



Number Enrollees by Zip Code



Application and Applicant Data (since 5/9/16)

Total Applications	7,070
Applicant Data	
Applicants approved	2,492
Applicants approved for other Medicaid health care programs	3,536
Applicants pending	87
Applicants denied	994
Total Applicants	7,109

Application data is a running total and will not match enrollment data referenced on page one due to data system variances and normal monthly enrollment changes.