

Flint Waiver Progress Report

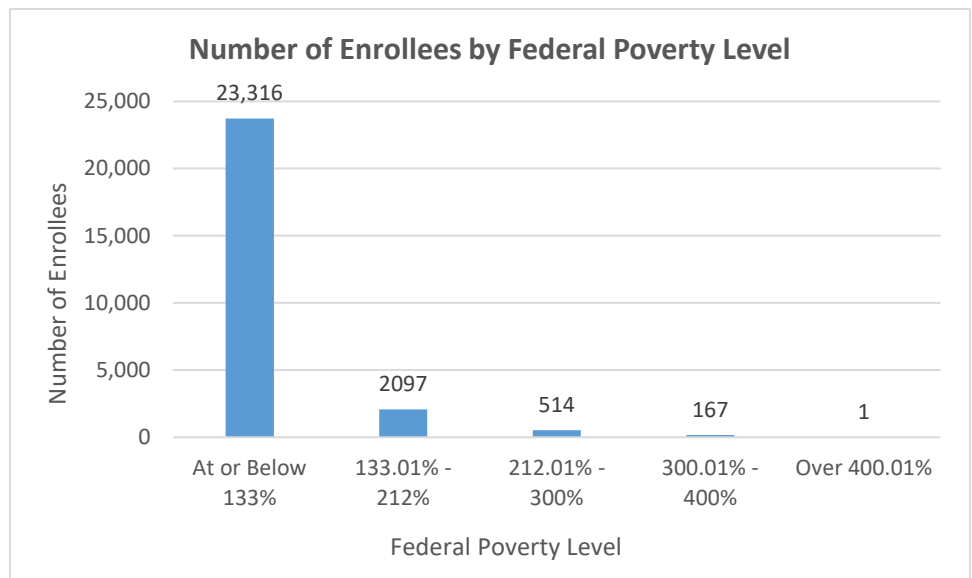
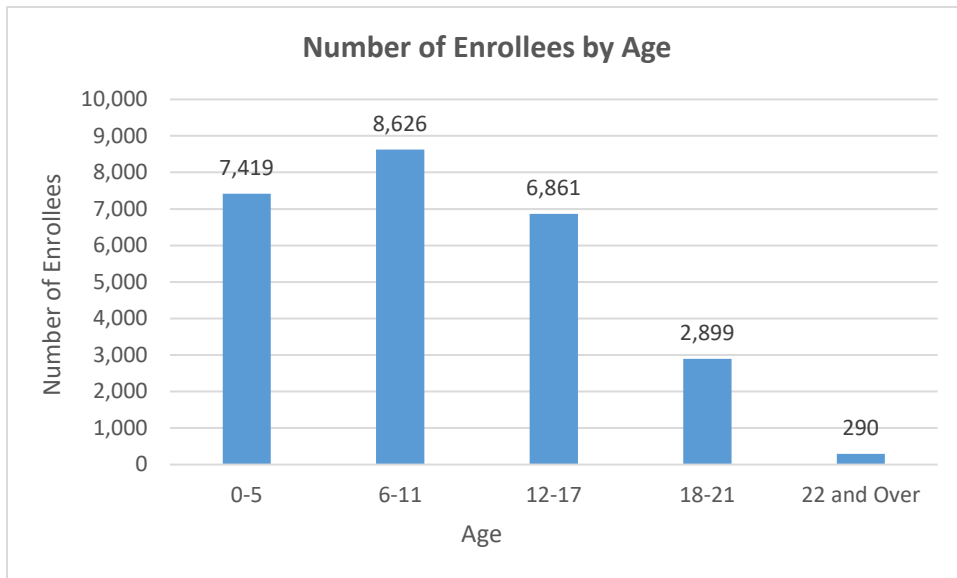
Tuesday, March 26, 2019

TOTAL ENROLLEES: 26,095

Enrollment Breakdown

Gender		Pregnant Women and Under 21	
Male	13,192	Pregnant Women	413
Female	12,903	Under 21	25,682

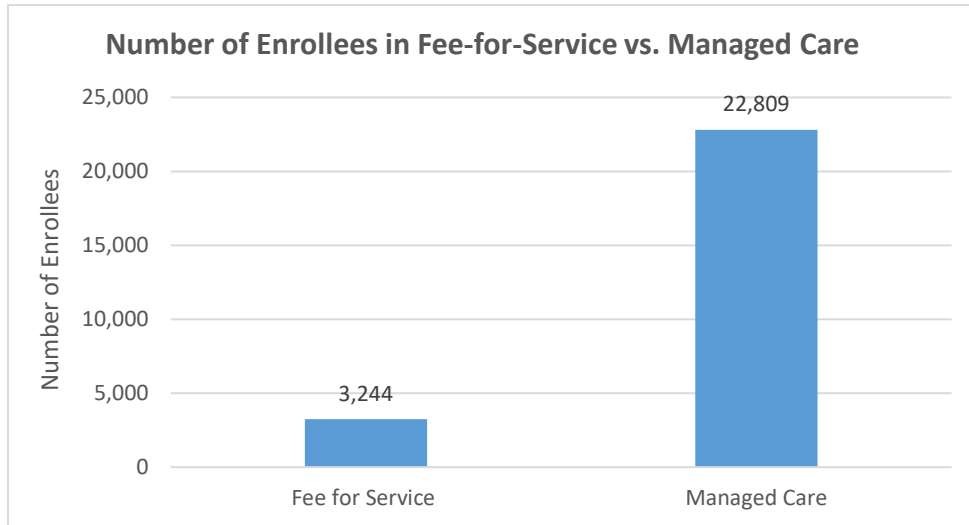
Existing and New Enrollees		Type of Coverage	
Existing*	22,294	Full Coverage	26,053
New	3,801	Limited Coverage	28
<i>*Existing refers to people already enrolled as of 5/9/2016.</i>		Spenddown	14



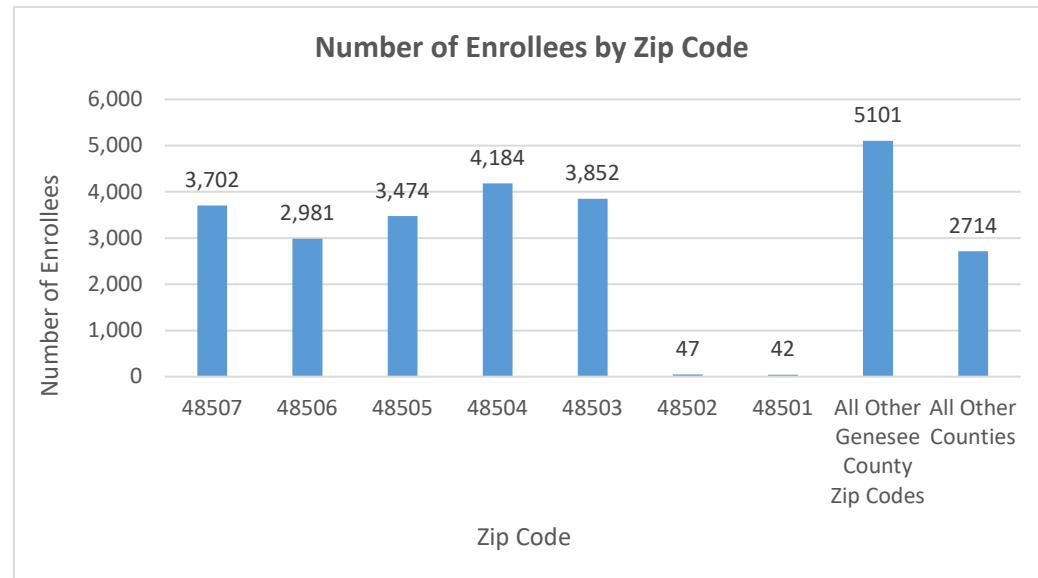
Flint Waiver Progress Report

Tuesday, March 26, 2019

Health Plan Enrollment



Health Plan	Number of Enrollees	Percent of Total Enrollment
Aetna Better Health of Michigan	7	0.0%
Blue Cross Complete of Michigan	2,391	10.5%
HAP Midwest Health Plan	299	1.3%
Harbor Health Plan	4	0.0%
McLaren Health Plan	5,457	23.9%
Meridian Health Plan of Michigan	5,268	23.1%
Molina Healthcare of Michigan	8,263	36.2%
Priority Health Choice	41	0.2%
Total Health Care	25	0.1%
United Healthcare Community Plan	1,037	4.5%
Upper Peninsula Health Plan	17	0.1%



Application and Applicant Data (since 5/9/16)

Total Applications	25,167
Applicant Data	
Applicants approved	10,131
Applicants approved for other Medicaid health care programs	13,410
Applicants pending	11
Applicants denied	42,836
Total Applicants	66,388

Application data is a running total and will not match enrollment data referenced on page 1 due to data system variances and normal monthly enrollment changes.