

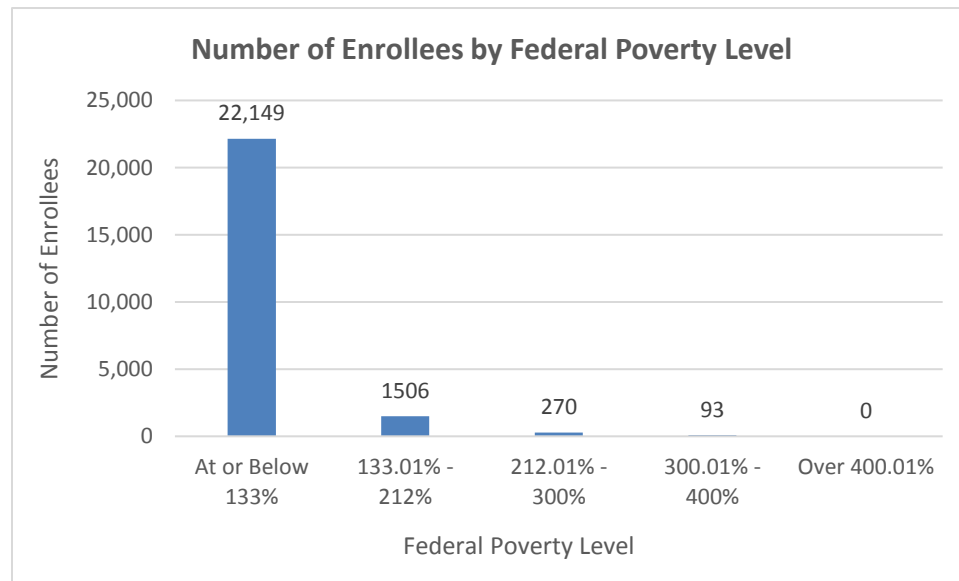
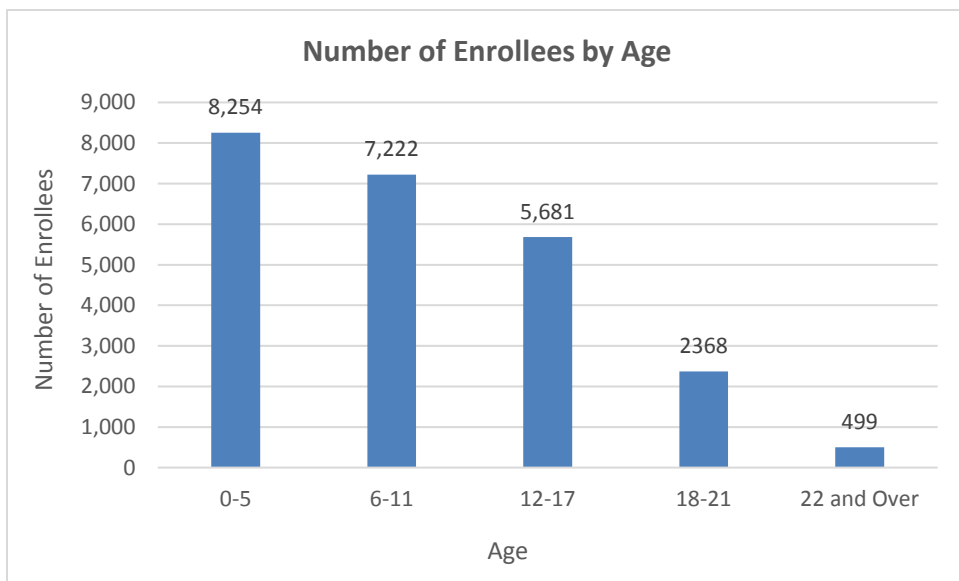
## Flint Waiver Progress Report

Wednesday, November 9, 2016

**TOTAL ENROLLEES: 24,024**

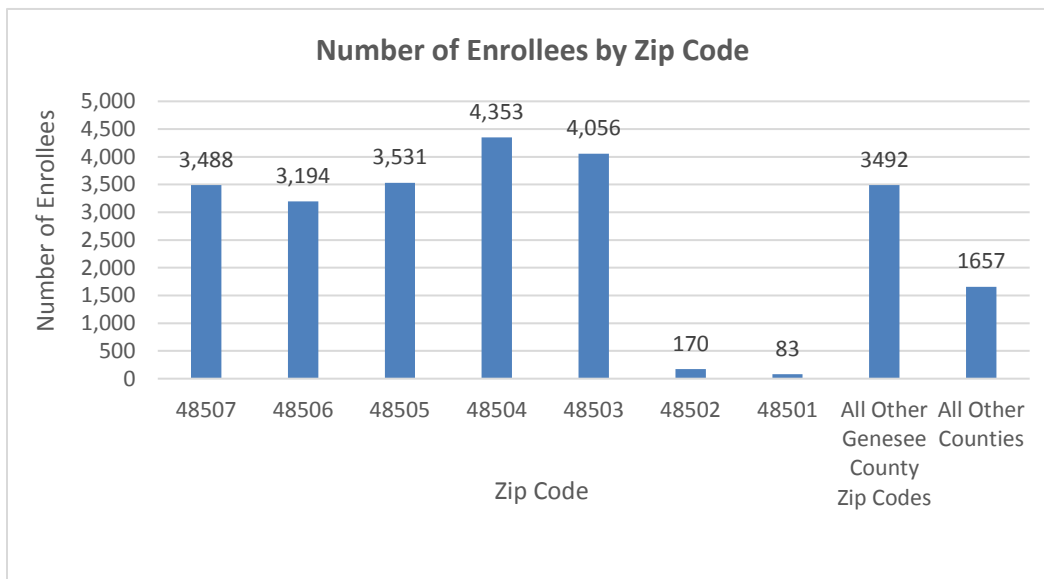
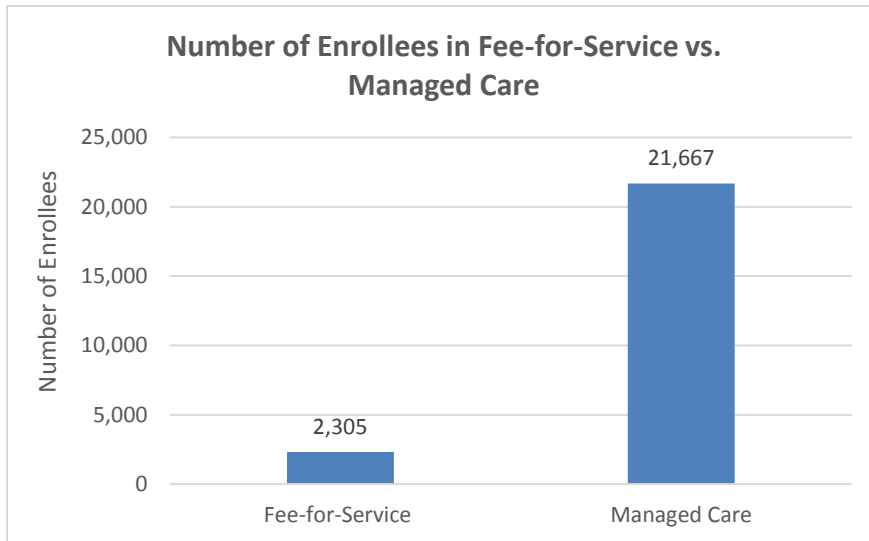
### Enrollment Break Down

Gender		Pregnant Woman and Under 21	
Male	11,766	Pregnant Woman	704
Female	12,258	Under 21	23,320
Existing and New Enrollees		Type of Coverage	
Existing*	22,989	Full Coverage	23,972
New	1,035	Limited Coverage	45
<i>*Existing refers to people already enrolled as of 5/9/2016.</i>		Spendedown	7



## Health Plan Enrollment

Health Plan	Number of Enrollees	Percent of Total Enrollment
Aetna Better Health of Michigan	11	0.1%
Blue Cross Complete of Michigan	1,569	7.2%
HAP Midwest Health Plan	228	1.1%
Harbor Health Plan	2	0%
McLaren Health Plan	5,372	24.8%
Meridian Health Plan of Michigan	4,598	21.2%
Molina Healthcare of Michigan	9,173	42.3%
Priority Health Choice	18	0.1%
Total Health Care	19	0.1%
UnitedHealthcare Community Plan	656	3%
Upper Peninsula Health Plan	21	0.1%



## Application and Applicant Data (since 5/9/16)

<b>Total Applications</b>	<b>7,790</b>
<b>Applicant Data</b>	
Applicants approved	2,721
Applicants approved for other Medicaid health care programs	3,954
Applicants pending	112
Applicants denied	1,061
<b>Total Applicants</b>	<b>7,848</b>

*Application data is a running total and will not match enrollment data referenced on page one due to data system variances and normal monthly enrollment changes.*