

Flint Waiver Progress Report

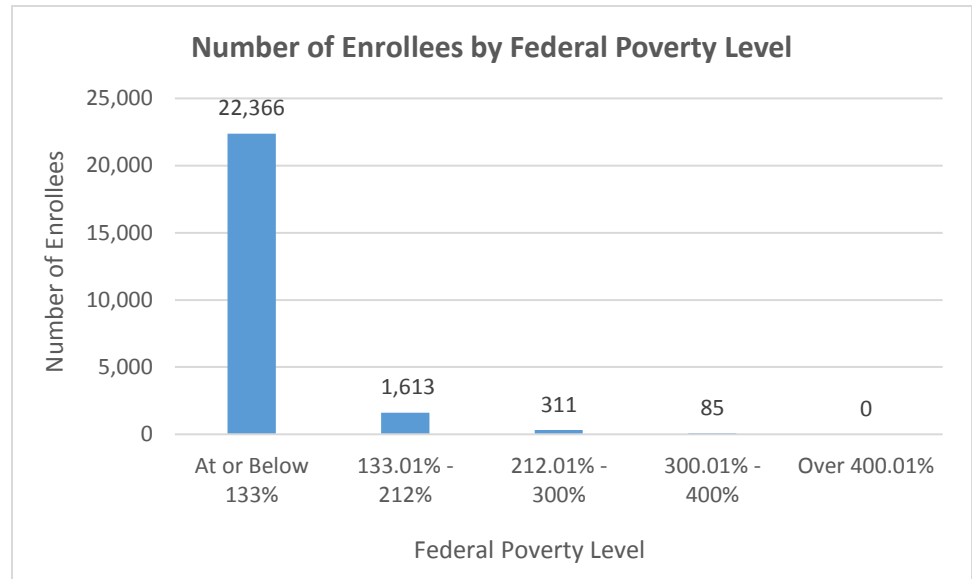
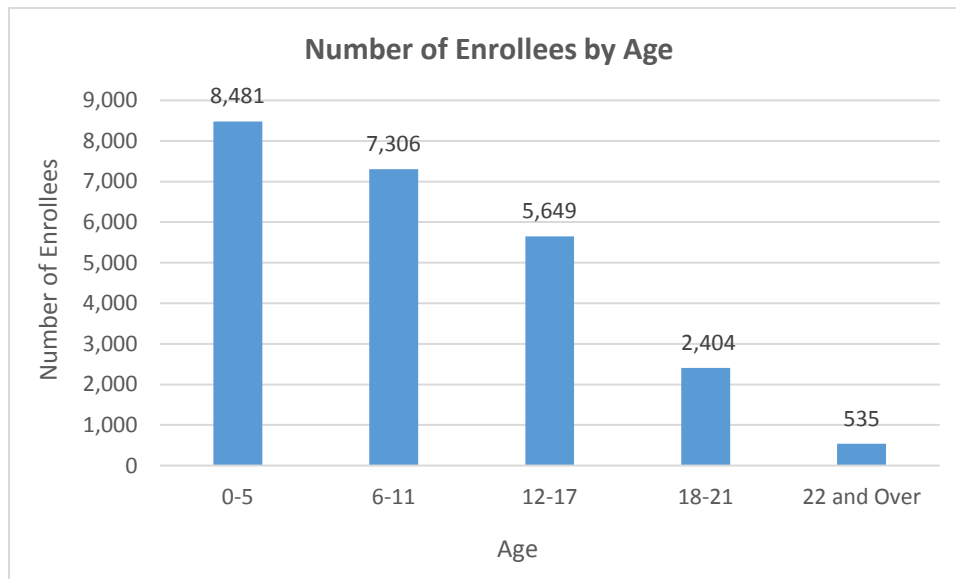
Tuesday, December 20, 2016

TOTAL ENROLLEES: 24,375

Enrollment Break Down

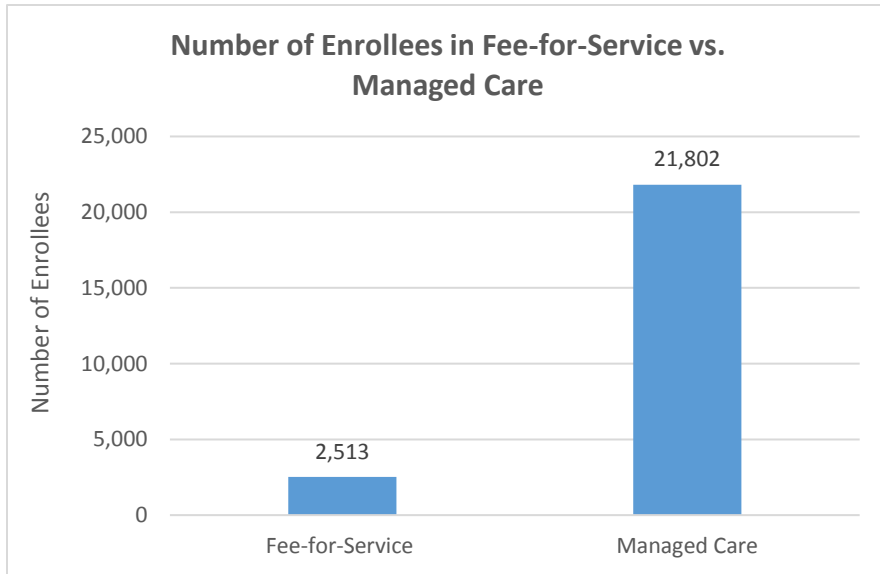
Gender		Pregnant Woman and Under 21	
Male	11,892	Pregnant Woman	736
Female	12,483	Under 21	23,639
Existing and New Enrollees		Type of Coverage	
Existing*	21,980	Full Coverage	24,315
New	2,395	Limited Coverage	47
		Spenddown	13

*Existing refers to people already enrolled as of 5/9/2016.



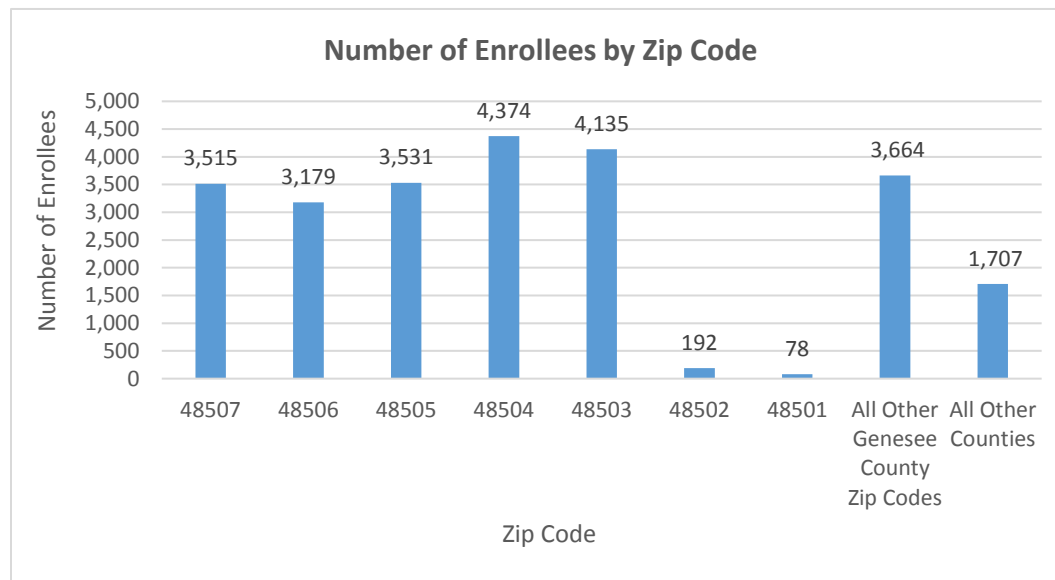
Flint Waiver Progress Report

Tuesday, December 20, 2016



Health Plan Enrollment

Health Plan	Number of Enrollees	Percent of Total Enrollment
Aetna Better Health of Michigan	12	0.1%
Blue Cross Complete of Michigan	1,647	7.6%
HAP Midwest Health Plan	252	1.2%
Harbor Health Plan	2	0%
McLaren Health Plan	5,335	24.5%
Meridian Health Plan of Michigan	4,648	21.3%
Molina Healthcare of Michigan	9,153	42%
Priority Health Choice	19	0.1%
Total Health Care	21	0.1%
UnitedHealthcare Community Plan	694	3.2%
Upper Peninsula Health Plan	19	0.1%



Application and Applicant Data (since 5/9/16)

Total Applications	8,949
Applicant Data	
Applicants approved	3,347
Applicants approved for other Medicaid health care programs	5,005
Applicants pending	103
Applicants denied	1,394
Total Applicants	9,849

Application data is a running total and will not match enrollment data referenced on page one due to data system variances and normal monthly enrollment changes.