

## Flint Waiver Progress Report

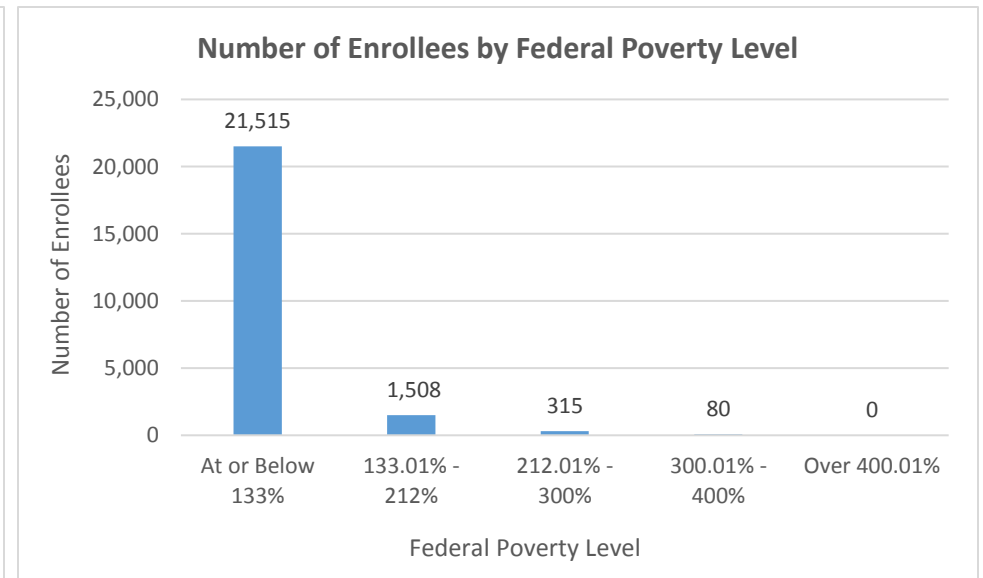
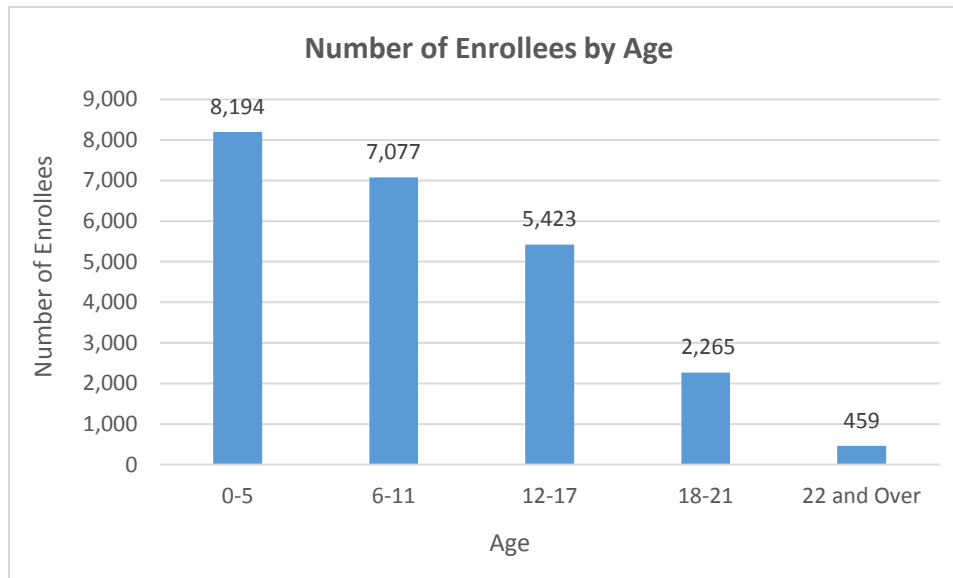
Wednesday, January 17, 2017

**TOTAL ENROLLEES: 23,418**

### Enrollment Break Down

Gender		Pregnant Women and Under 21	
Male	11,384	Pregnant Women	648
Female	12,034	Under 21	22,770
Existing and New Enrollees		Type of Coverage	
Existing*	21,049	Full Coverage	23,363
New	2,369	Limited Coverage	46
		Spenddown	9

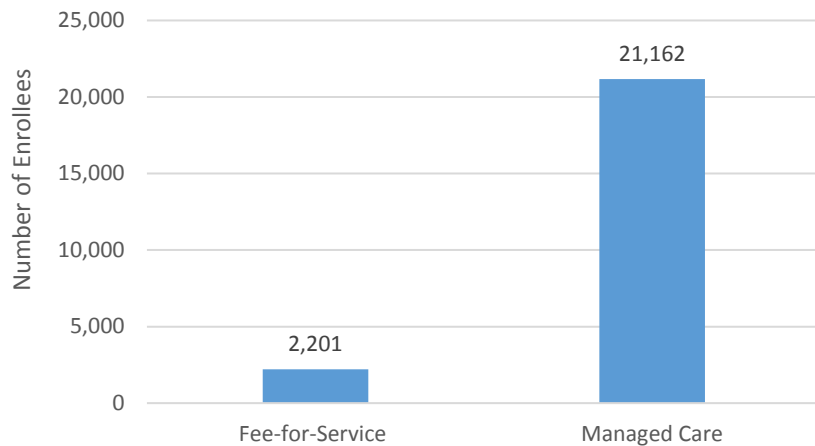
\*Existing refers to people already enrolled as of 5/9/2016.



## Flint Waiver Progress Report

Wednesday, January 17, 2017

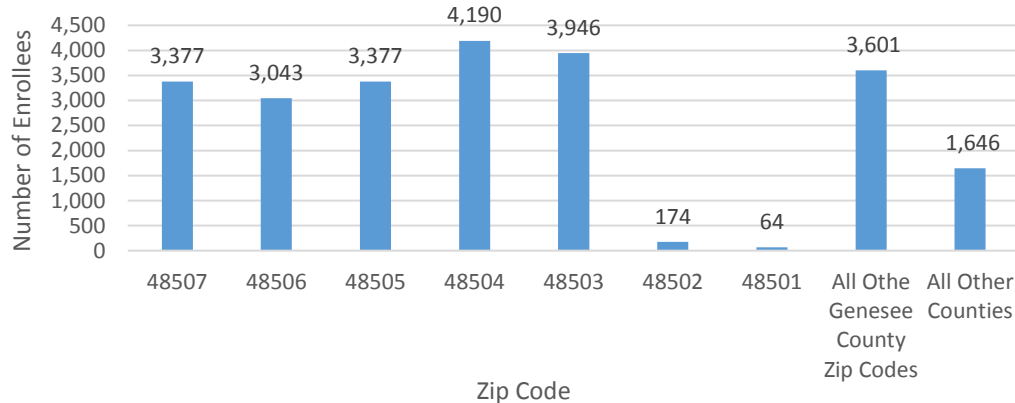
### Number of Enrollees in Fee-for-Service vs. Managed Care



### Health Plan Enrollment

Health Plan	Number of Enrollees	Percent of Total Enrollment
Aetna Better Health of Michigan	16	0.1%
Blue Cross Complete of Michigan	1,654	7.8%
HAP Midwest Health Plan	260	1.2%
Harbor Health Plan	2	0%
McLaren Health Plan	5,078	24%
Meridian Health Plan of Michigan	4,581	21.6%
Molina Healthcare of Michigan	8,812	41.6%
Priority Health Choice	18	0.1%
Total Health Care	22	0.1%
UnitedHealthcare Community Plan	704	3.3%
Upper Peninsula Health Plan	15	0.1%

### Number of Enrollees by Zip Code



### Application and Applicant Data (since 5/9/16)

<b>Total Applications</b>	<b>10,625</b>
<b>Applicant Data</b>	
Applicants approved	3,591
Applicants approved for other Medicaid health care programs	5,530
Applicants pending	112
Applicants denied	2,089
<b>Total Applicants</b>	<b>11,322</b>

*Application data is a running total and will not match enrollment data referenced on page one due to data system variances and normal monthly enrollment changes.*