

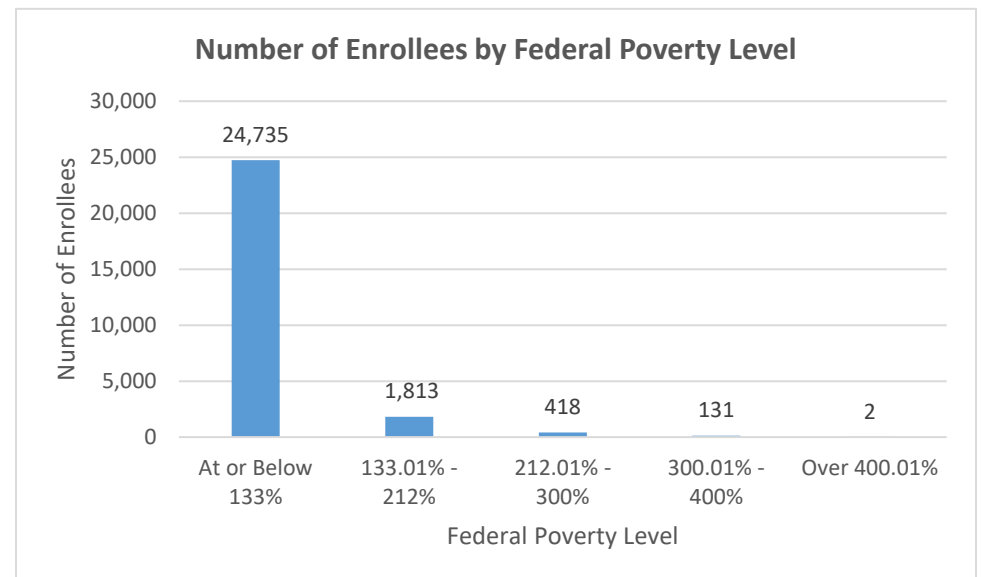
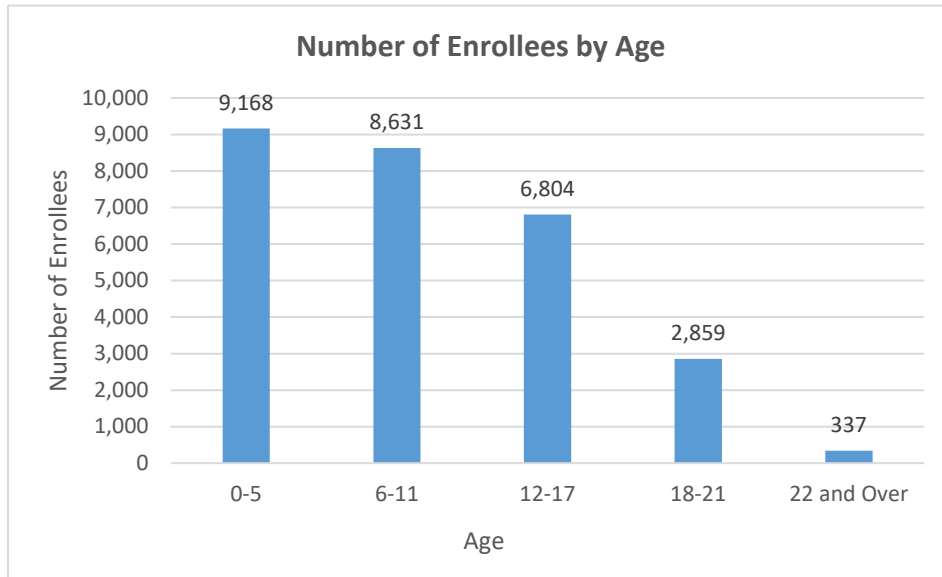
Flint Waiver Progress Report

Tuesday, December 5, 2017

TOTAL ENROLLEES: 27,099

Enrollment Breakdown

Gender		Pregnant Women and Under 21	
Male	13,615	Pregnant Women	443
Female	13,484	Under 21	26,656
Existing and New Enrollees		Type of Coverage	
Existing*	24,244	Full Coverage	27,037
New	2,855	Limited Coverage	46
*Existing refers to people already enrolled as of 5/9/2016.		Spenddown	16



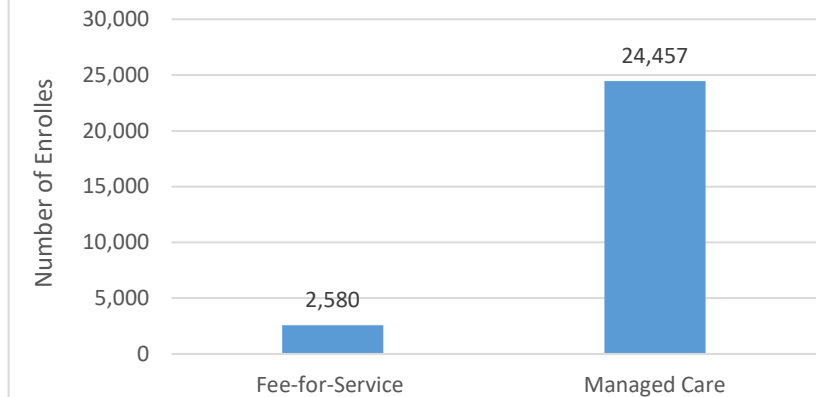
Flint Waiver Progress Report

Tuesday, December 5, 2017

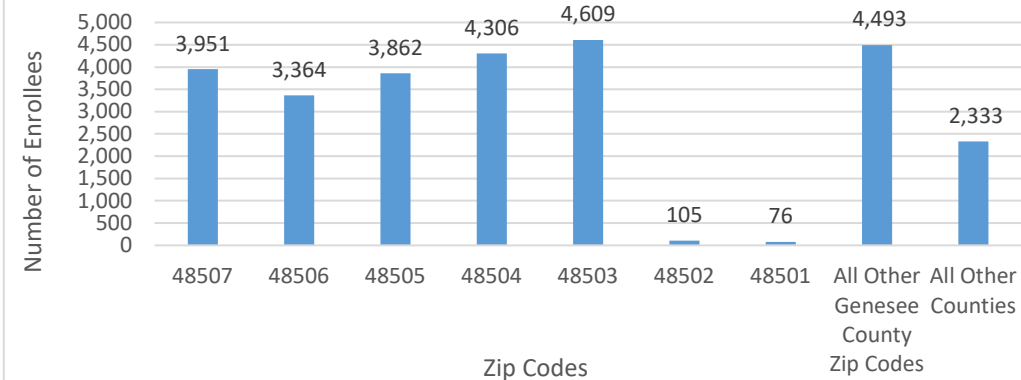
Health Plan Enrollment

Health Plan	Number of Enrollees	Percent of Total Enrollment
Aetna Better Health of Michigan	18	0.1%
Blue Cross Complete of Michigan	2,328	9.5%
HAP Midwest Health Plan	311	1.3%
Harbor Health Plan	3	0.0%
McLaren Health Plan	5,914	24.2%
Meridian Health Plan of Michigan	5,312	21.7%
Molina Healthcare of Michigan	9,624	39.4%
Priority Health Choice	19	0.1%
Total Health Care	20	0.1%
United Healthcare Community Plan	888	3.6%
Upper Peninsula Health Plan	20	0.1%

Number of Enrollees in Fee-for-Service vs. Managed Care



Number of Enrollees by Zip Code



Application and Applicant Data (since 5/9/16)

Total Applications	18,911
Applicant Data	
Applicants approved	6,680
Applicants approved for other Medicaid health care programs	10,507
Applicants pending	54
Applicants denied	15,470
Total Applicants	32,711

Application data is a running total and will not match enrollment data referenced on page 1 due to data system variances and normal monthly enrollment changes.