

## Flint Waiver Progress Report

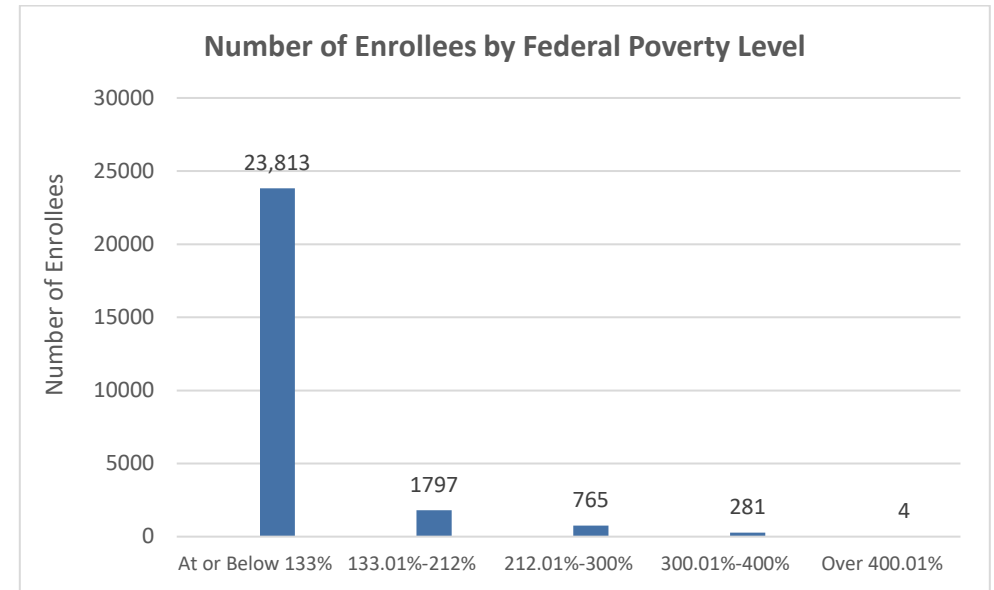
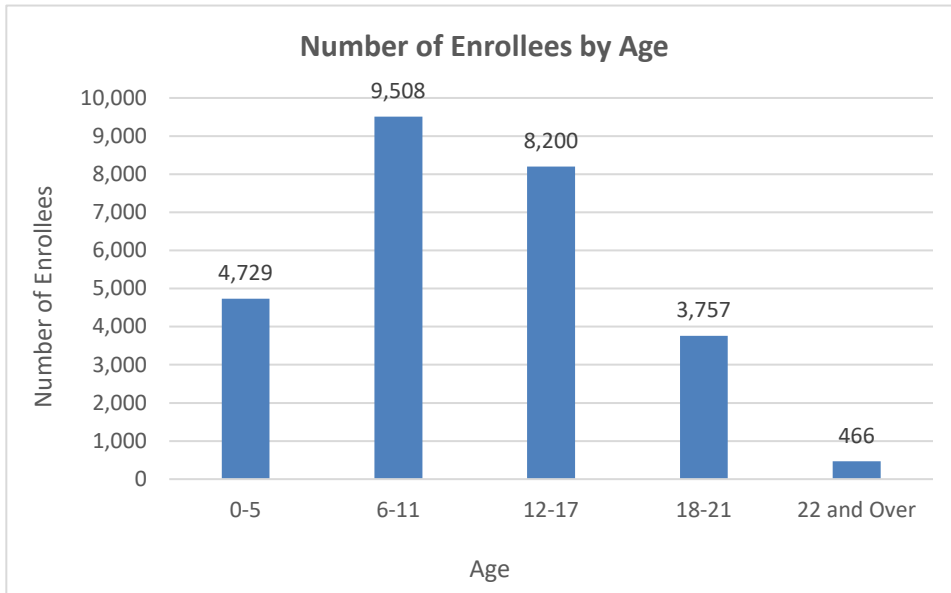
Monday, January 31, 2022

**TOTAL ENROLLEES: 26,660**

### Enrollment Breakdown

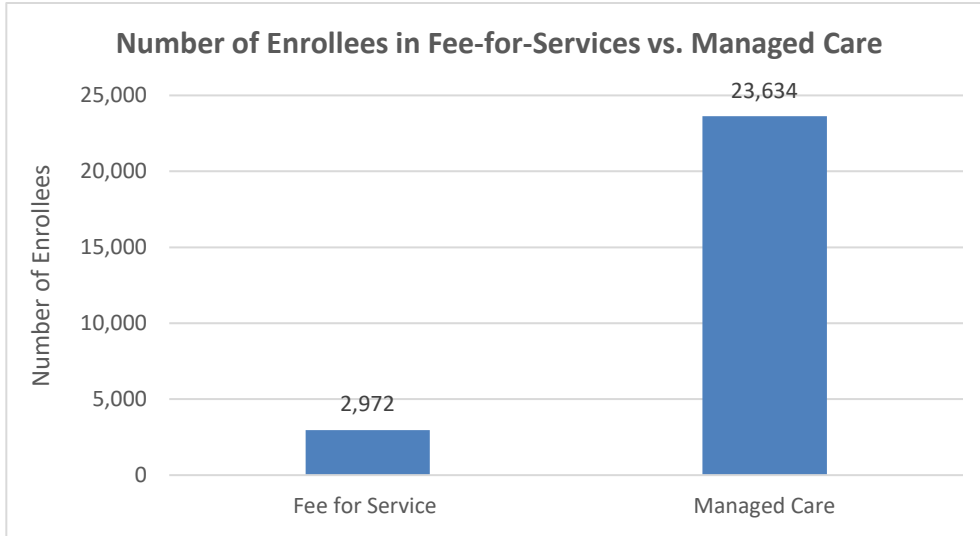
Gender		Pregnant Women and Under 21	
Male	13,455	Pregnant Women	366
Female	13,205	Under 21	26,288

Existing and New Enrollees		Type of Coverage	
Existing*	21,213	Full Coverage	26,606
New	5,447	Limited Coverage	48
<i>*Existing refers to people already enrolled as of 5/9/2016.</i>		Spenddown	6



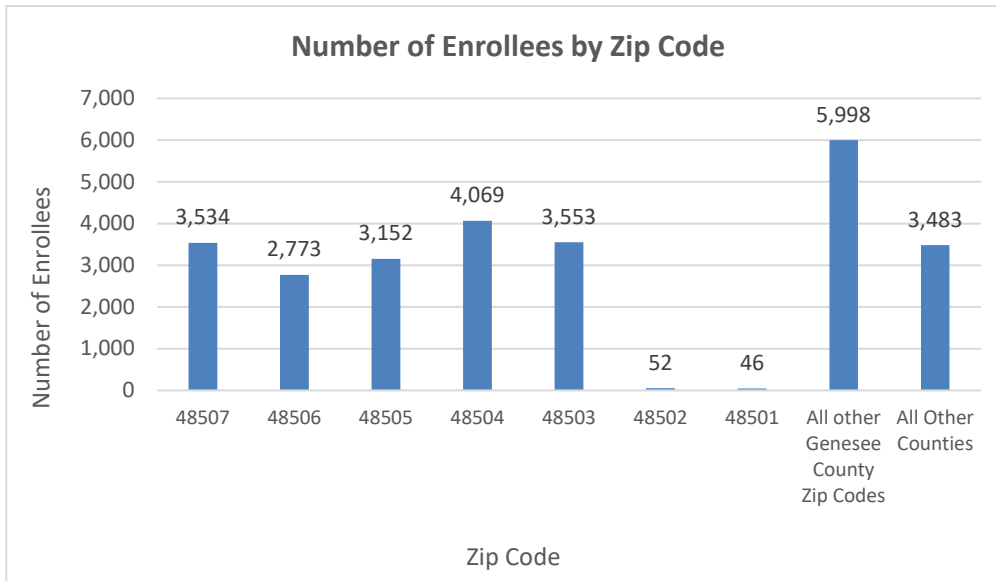
## Flint Waiver Progress Report

Monday, January 31, 2022



Health Plan	Number of Enrollees	Percent of Total Enrollment
AETNA BETTER HEALTH OF MICHIGAN	28	0.1%
BLUE CROSS COMPLETE	3,399	14.4%
HAP EMPOWERED	541	2.3%
MCLAREN HEALTH PLAN	5,402	22.9%
MERIDIAN HEALTH PLAN OF MICHIGAN	4,937	20.9%
MOLINA HEALTHCARE OF MICHIGAN	7,543	31.9%
PRIORITY HEALTH GOV PROGRAMS INC	79	0.3%
UNITED HEALTHCARE COMMUNIT PLAN	1,676	7.1%
UPPER PENINSULA HEALTH PLAN INC	29	0.1%

**Health Plan Enrollment**



### Application and Applicant Data (since 5/9/16)

<b>Total Applications</b>	<b>31,553</b>
<b>Applicant Data</b>	
Applicants approved	15,538
Applicants approved for other Medicaid health care programs	14,608
Applicants pending	5
Applicants denied	103,685
<b>Total Applicants</b>	<b>133,836</b>

*Application data is a running total and will not match enrollment data referenced on page 1 due to data system variances and normal monthly enrollment changes.*