

Flint Waiver Progress Report

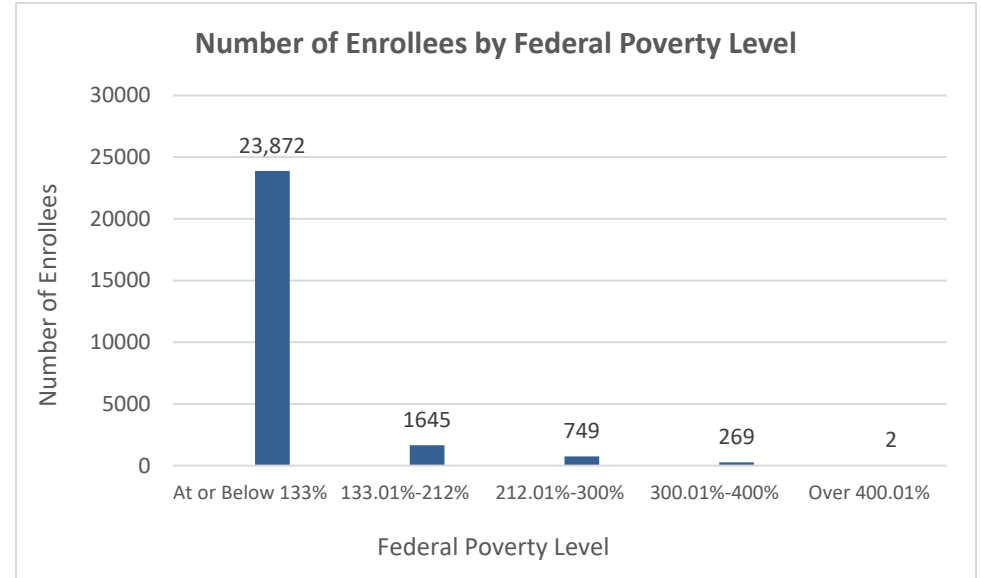
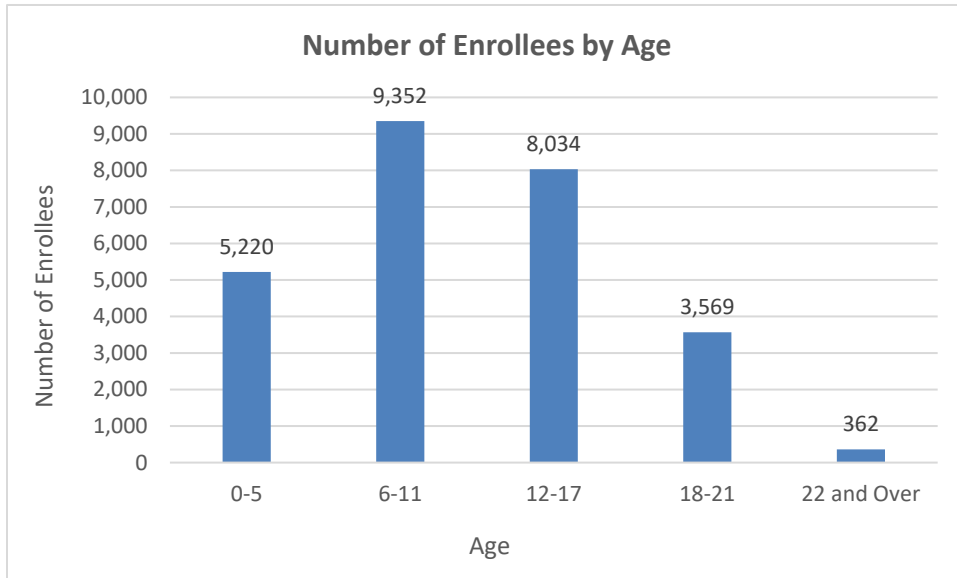
Monday, July 26, 2021

TOTAL ENROLLEES: 26,537

Enrollment Breakdown

Gender		Pregnant Women and Under 21	
Male	13,378	Pregnant Women	399
Female	13,159	Under 21	26,138

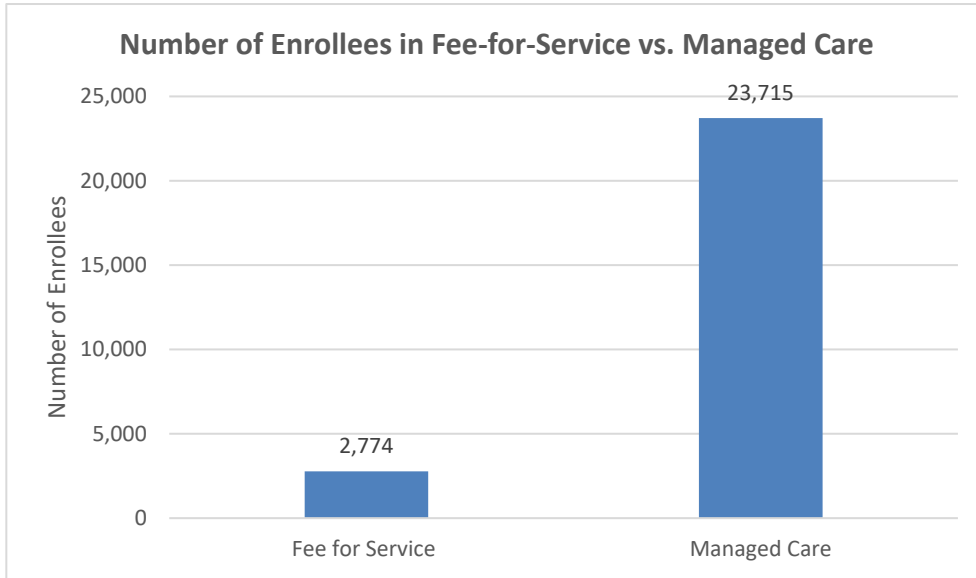
Existing and New Enrollees		Type of Coverage	
Existing*	21,285	Full Coverage	26,489
New	5,247	Limited Coverage	43
<i>*Existing refers to people already enrolled as of 5/9/2016.</i>		Spenddown	5



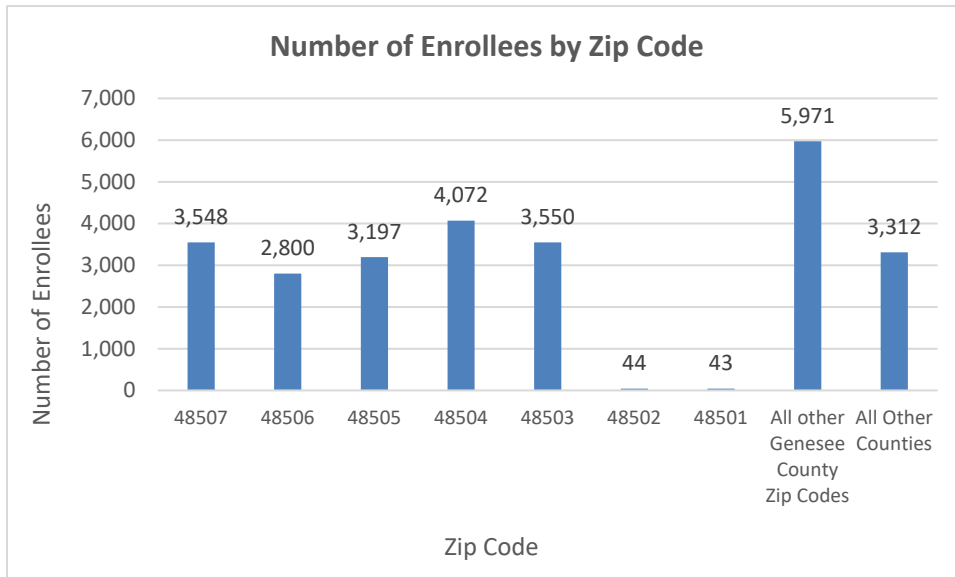
Flint Waiver Progress Report

Monday, July 26, 2021

Health Plan Enrollment



Health Plan	Number of Enrollees	Percentage
Aetna Better Health of Michigan	28	0.1%
BLUE CROSS COMPLETE	3,381	14.3%
HAP EMPOWERED	520	2.2%
MCLAREN HEALTH PLAN	5,414	22.8%
MERIDIAN HEALTH PLAN OF MICHIGAN	5,059	21.3%
MOLINA HEALTHCARE OF MICHIGAN	7,593	32.0%
PRIORITY HEALTH GOV PROGRAMS INC	57	0.2%
TOTAL HEALTH CARE	29	0.1%
UnitedHealthcare Community Plan	1,604	6.8%
UPPER PENINSULA HEALTH PLAN INC	30	0.1%



Application and Applicant Data (since 5/9/16)

Total Applications	30,832
Applicant Data	
Applicants approved	14,969
Applicants approved for other Medicaid health care programs	14,444
Applicants pending	7
Applicants denied	93,490
Total Applicants	122,910

Application data is a running total and will not match enrollment data referenced on page 1 due to data system variances and normal monthly enrollment changes.