

## Flint Waiver Progress Report

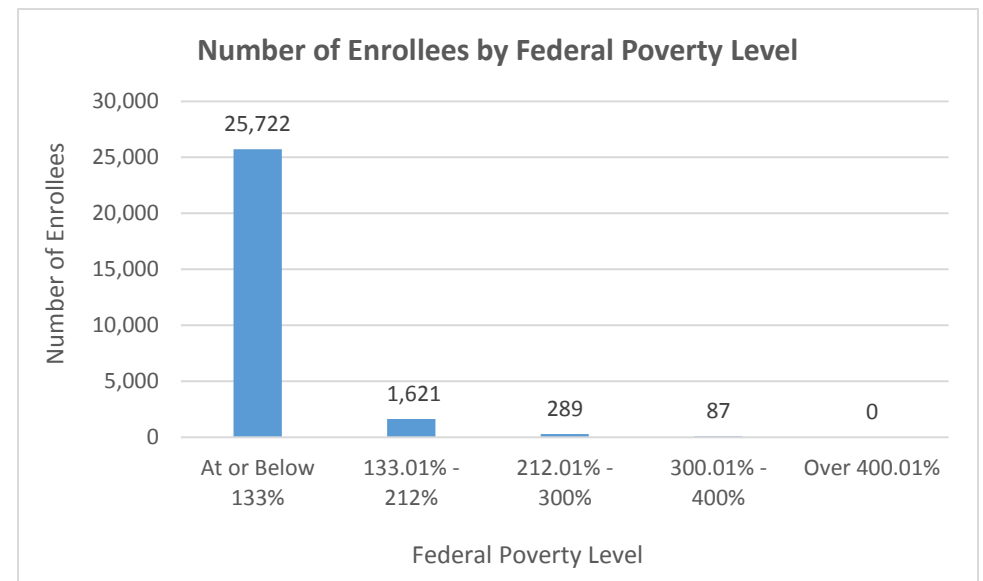
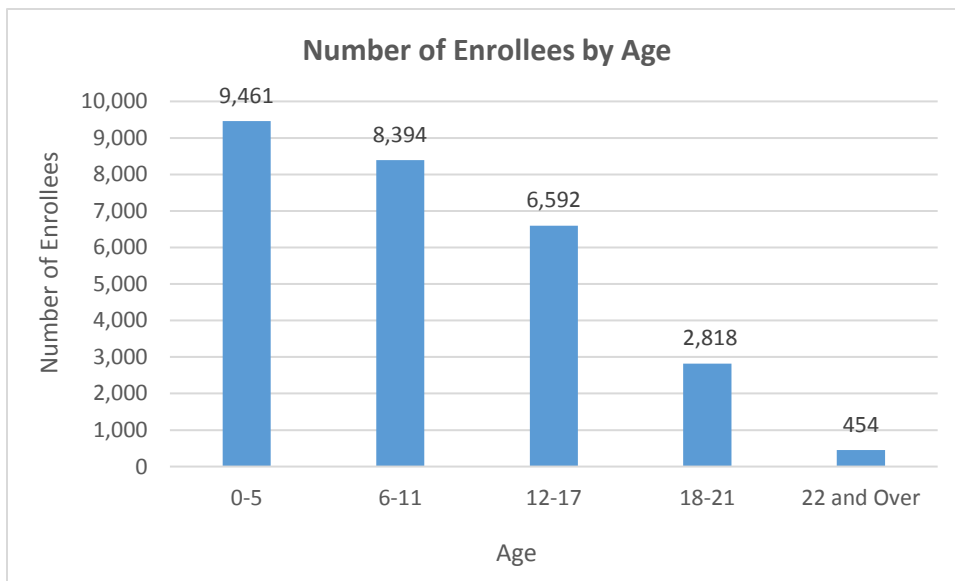
Tuesday, March 14, 2017

**TOTAL ENROLLEES: 27,719**

### Enrollment Break Down

Gender		Pregnant Women and Under 21	
Male	13,749	Pregnant Women	674
Female	13,970	Under 21	27,045
Existing and New Enrollees		Type of Coverage	
Existing*	25,200	Full Coverage	27,661
New	2,519	Limited Coverage	49
		Spenddown	9

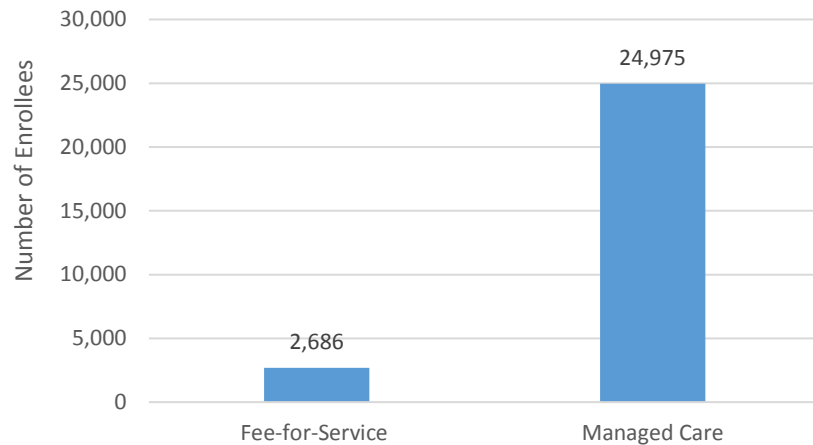
\*Existing refers to people already enrolled as of 5/9/2016.



## Flint Waiver Progress Report

Tuesday, March 14, 2017

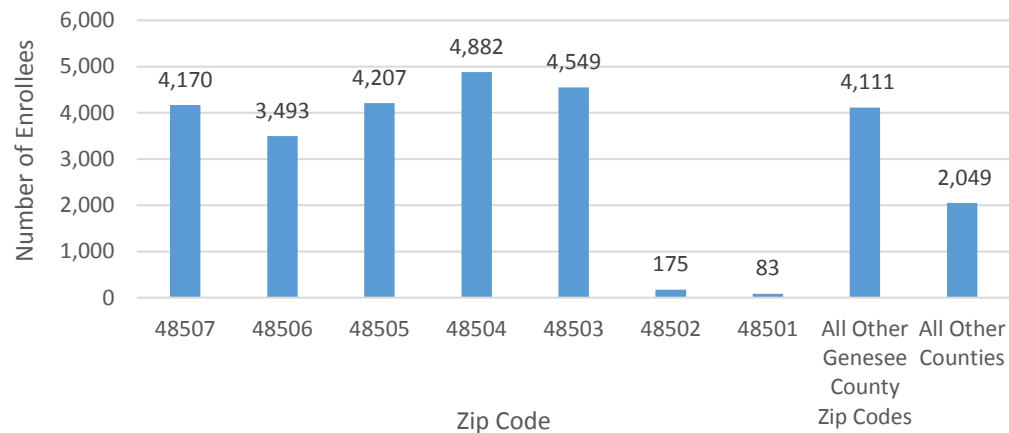
### Number of Enrollees in Fee-for-Service vs. Managed Care



### Health Plan Enrollment

Health Plan	Number of Enrollees	Percent of Total Enrollment
Aetna Better Health of Michigan	20	0.1%
Blue Cross Complete of Michigan	1,967	7.9%
HAP Midwest Health Plan	303	1.2%
Harbor Health Plan	2	0%
McLaren Health Plan	6,043	24.2%
Meridian Health Plan of Michigan	5,380	21.5%
Molina Healthcare of Michigan	10,380	41.6%
Priority Health Choice	19	0.1%
Total Health Care	25	0.1%
UnitedHealthcare Community Plan	816	3.3%
Upper Peninsula Health Plan	20	0.1%

### Number of Enrollees by Zip Code



### Application and Applicant Data (since 5/9/16)

<b>Total Applications</b>	<b>12,350</b>
<b>Applicant Data</b>	
Applicants approved	4,293
Applicants approved for other Medicaid health care programs	6,531
Applicants pending	85
Applicants denied	3,864
<b>Total Applicants</b>	<b>14,773</b>

*Application data is a running total and will not match enrollment data referenced on page one due to data system variances and normal monthly enrollment changes.*