

Flint Waiver Progress Report

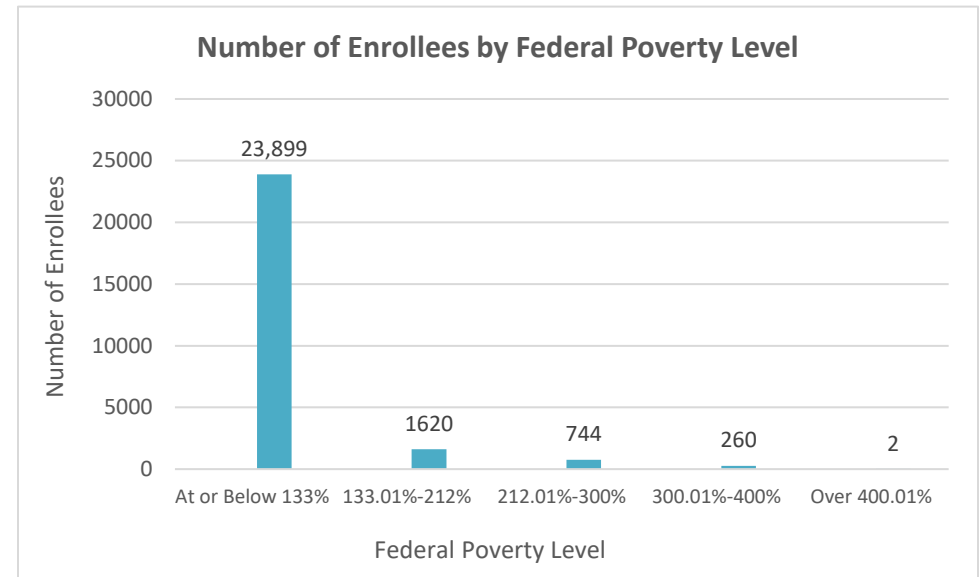
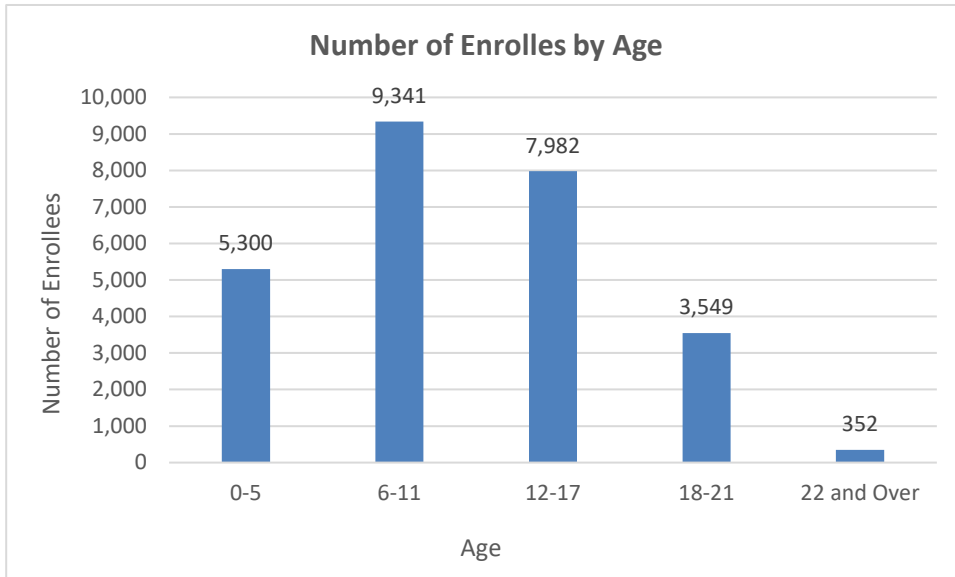
Tuesday, June 28, 2021

TOTAL ENROLLEES: 26,524

Enrollment Breakdown

Gender		Pregnant Women and Under 21	
Male	13,378	Pregnant Women	399
Female	13,146	Under 21	26,125

Existing and New Enrollees		Type of Coverage	
Existing*	21,299	Full Coverage	26,476
New	5,225	Limited Coverage	43
<i>*Existing refers to people already enrolled as of 5/9/2016.</i>		Spenddown	5

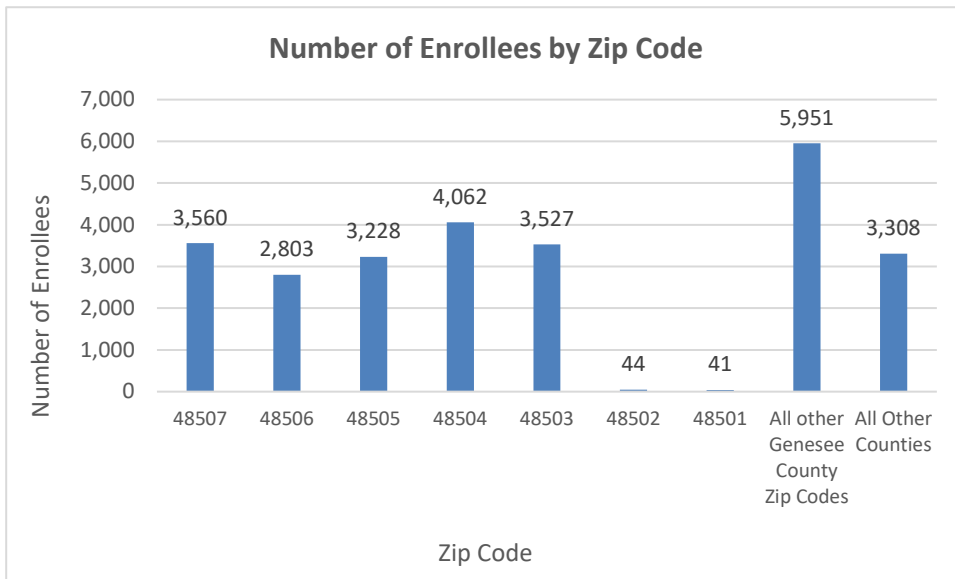
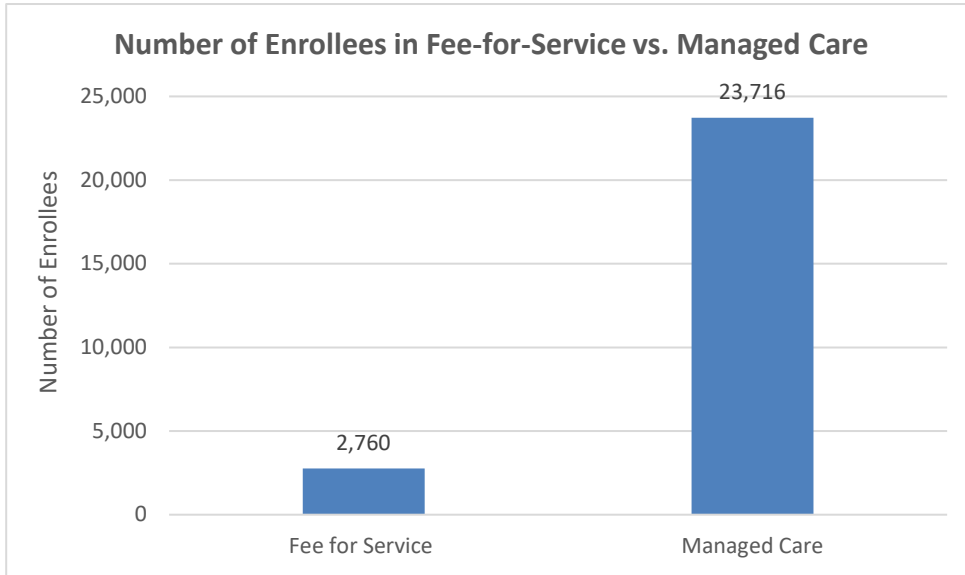


Flint Waiver Progress Report

Tuesday, June 28, 2021

Health Plan Enrollment

Health Plan	Number of Enrollees	Percentage
Aetna Better Health of Michigan	26	0.1%
BLUE CROSS COMPLETE	3,385	14.3%
HAP EMPOWERED	521	2.2%
MCLAREN HEALTH PLAN	5,405	22.8%
MERIDIAN HEALTH PLAN OF MICHIGAN	5,084	21.4%
MOLINA HEALTHCARE OF MICHIGAN	7,585	32.0%
PRIORITY HEALTH GOV PROGRAMS INC	55	0.2%
TOTAL HEALTH CARE	29	0.1%
UnitedHealthcare Community Plan	1,597	6.7%
UPPER PENINSULA HEALTH PLAN INC	29	0.1%



Application and Applicant Data (since 5/9/16)

Total Applications	30,697
Applicant Data	
Applicants approved	14,406
Applicants approved for other Medicaid health care programs	14,877
Applicants pending	6
Applicants denied	92,306
Total Applicants	121,595

Application data is a running total and will not match enrollment data referenced on page 1 due to data system variances and normal monthly enrollment changes.