

## Flint Waiver Progress Report

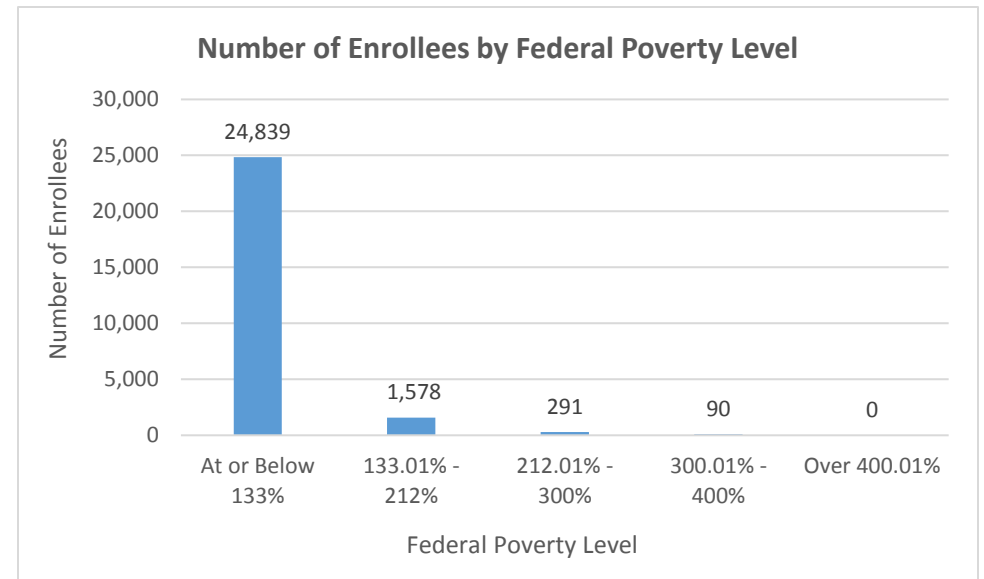
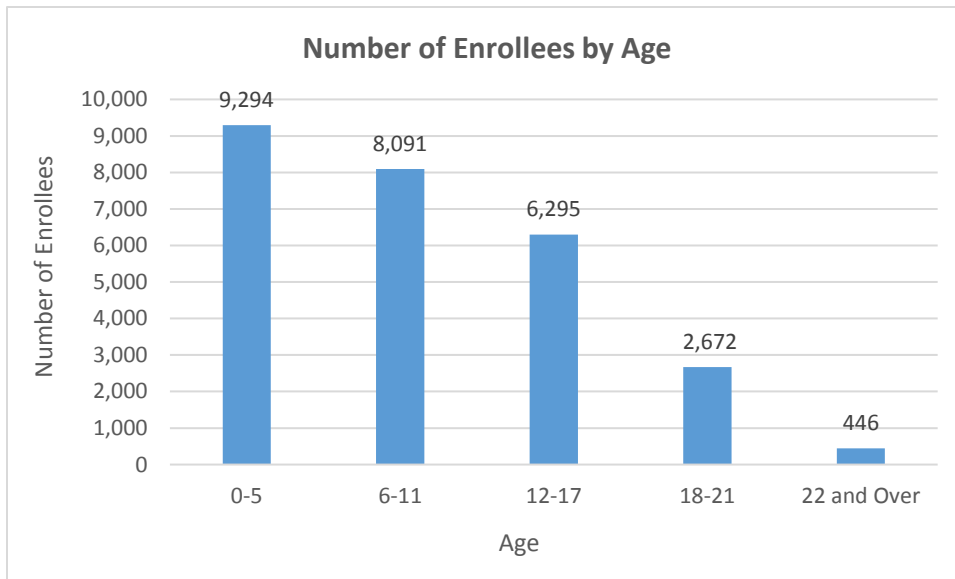
Tuesday, March 7, 2017

**TOTAL ENROLLEES: 26,798**

### Enrollment Break Down

Gender		Pregnant Women and Under 21	
Male	13,153	Pregnant Women	664
Female	13,645	Under 21	26,134
Existing and New Enrollees		Type of Coverage	
Existing*	24,391	Full Coverage	26,744
New	2,407	Limited Coverage	46
		Spenddown	8

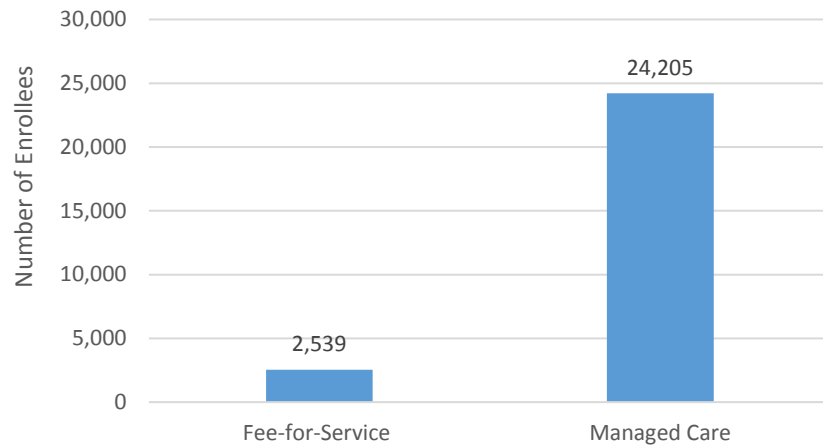
\*Existing refers to people already enrolled as of 5/9/2016.



## Flint Waiver Progress Report

Tuesday, March 7, 2017

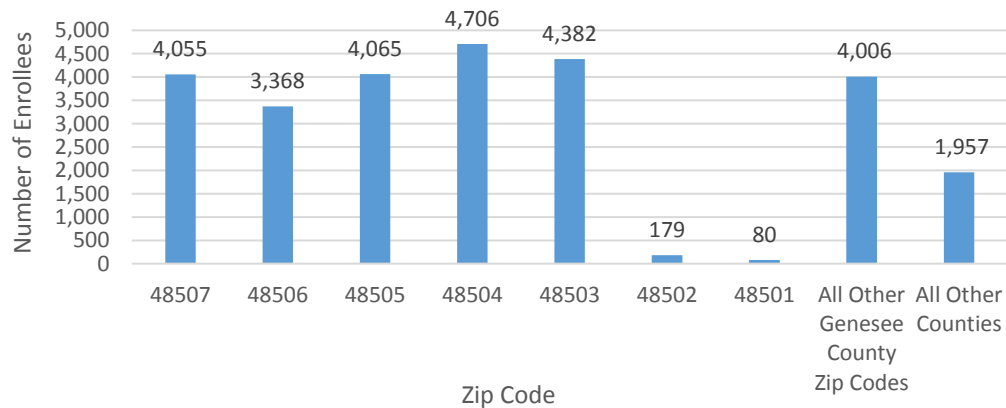
### Number of Enrollees in Fee-for-Service vs. Managed Care



### Health Plan Enrollment

Health Plan	Number of Enrollees	Percent of Total Enrollment
Aetna Better Health of Michigan	20	0.1%
Blue Cross Complete of Michigan	1,946	8%
HAP Midwest Health Plan	301	1.2%
Harbor Health Plan	2	0%
McLaren Health Plan	5,815	24%
Meridian Health Plan of Michigan	5,249	21.7%
Molina Healthcare of Michigan	10,009	41.4%
Priority Health Choice	18	0.1%
Total Health Care	24	0.1%
UnitedHealthcare Community Plan	802	3.3%
Upper Peninsula Health Plan	19	0.1%

### Number of Enrollees by Zip Code



### Application and Applicant Data (since 5/9/16)

<b>Total Applications</b>	<b>12,105</b>
<b>Applicant Data</b>	
Applicants approved	4,225
Applicants approved for other Medicaid health care programs	6,413
Applicants pending	89
Applicants denied	3,620
<b>Total Applicants</b>	<b>14,347</b>

*Application data is a running total and will not match enrollment data referenced on page one due to data system variances and normal monthly enrollment changes.*