

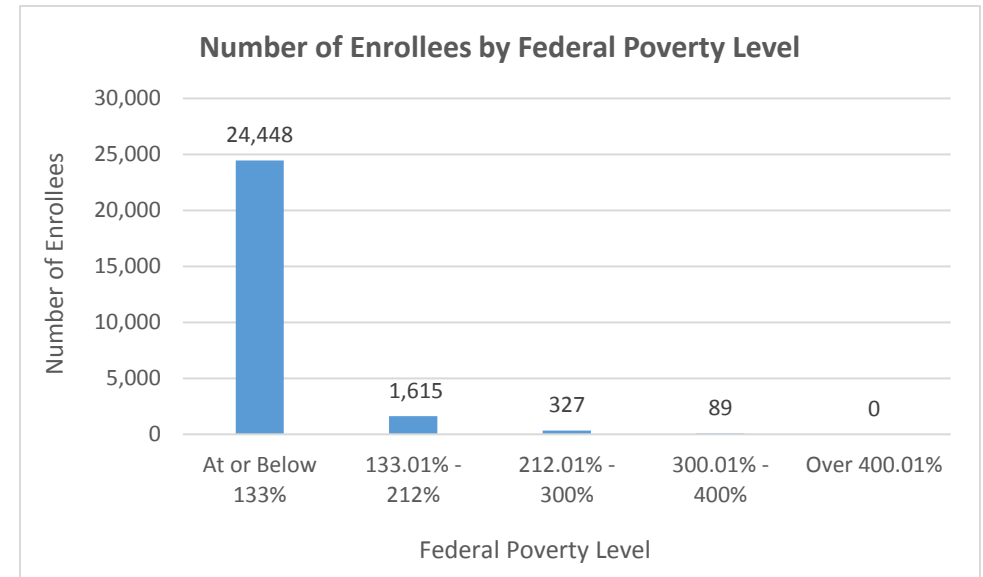
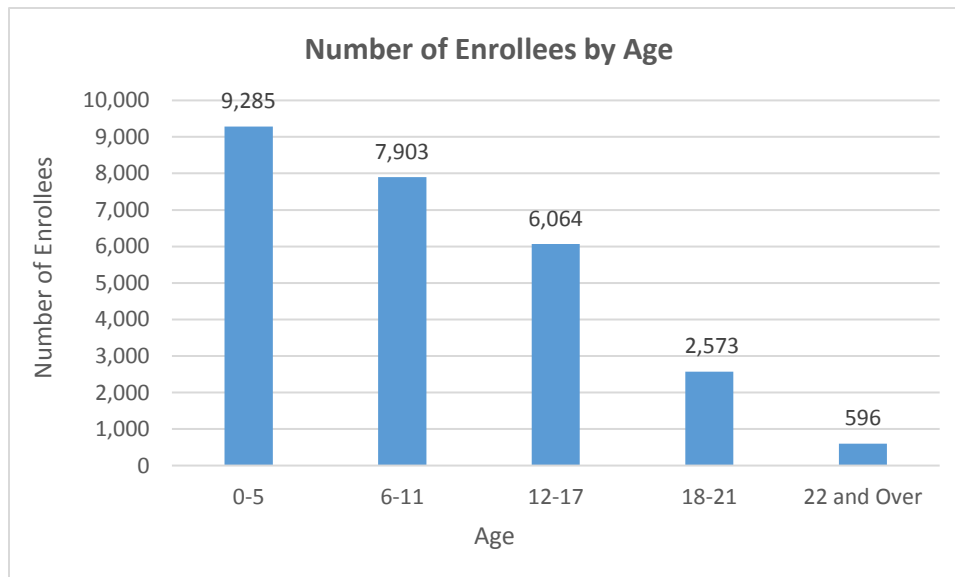
Flint Waiver Progress Report

Tuesday, January 31, 2017

TOTAL ENROLLEES: 26,479

Enrollment Break Down

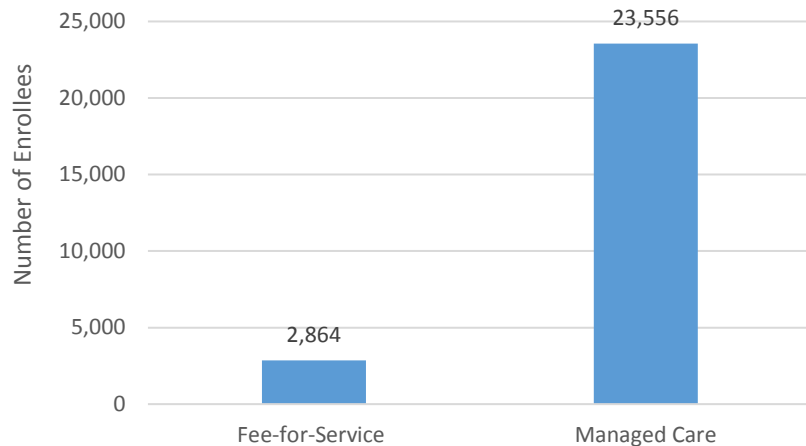
Gender		Pregnant Women and Under 21	
Male	12,836	Pregnant Women	827
Female	13,643	Under 21	25,652
Existing and New Enrollees		Type of Coverage	
Existing*	23,978	Full Coverage	26,420
New	2,500	Limited Coverage	51
*Existing refers to people already enrolled as of 5/9/2016.		Spenddown	8



Flint Waiver Progress Report

Tuesday, January 31, 2017

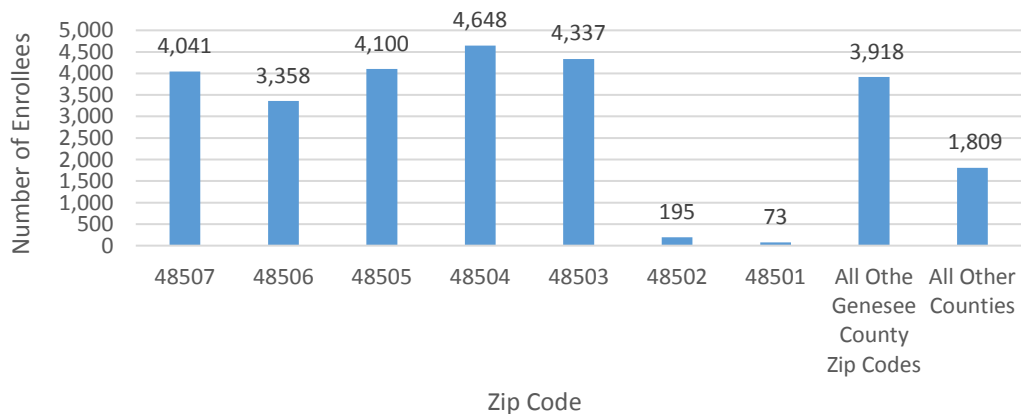
Number of Enrollees in Fee-for-Service vs. Managed Care



Health Plan Enrollment

Health Plan	Number of Enrollees	Percent of Total Enrollment
Aetna Better Health of Michigan	16	0.1%
Blue Cross Complete of Michigan	1,797	7.6%
HAP Midwest Health Plan	292	1.2%
Harbor Health Plan	2	0%
McLaren Health Plan	5,675	24.1%
Meridian Health Plan of Michigan	5,087	21.6%
Molina Healthcare of Michigan	9,850	41.8%
Priority Health Choice	19	0.1%
Total Health Care	23	0.1%
UnitedHealthcare Community Plan	780	3.3%
Upper Peninsula Health Plan	15	0.1%

Number of Enrollees by Zip Code



Application and Applicant Data (since 5/9/16)

Total Applications	11,109
Applicant Data	
Applicants approved	3,727
Applicants approved for other Medicaid health care programs	5,838
Applicants pending	103
Applicants denied	2,572
Total Applicants	12,240

Application data is a running total and will not match enrollment data referenced on page one due to data system variances and normal monthly enrollment changes.