

Flint Waiver Progress Report

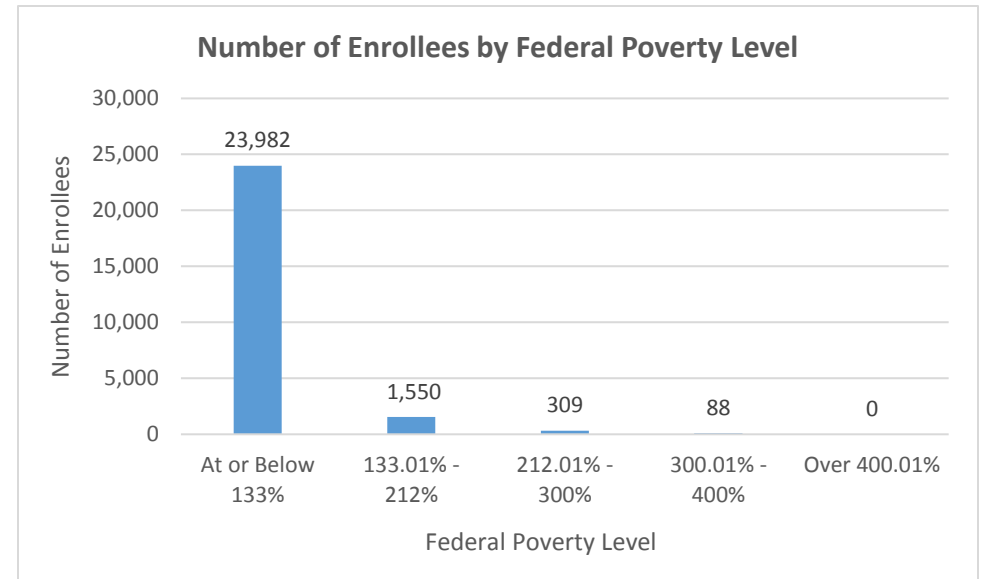
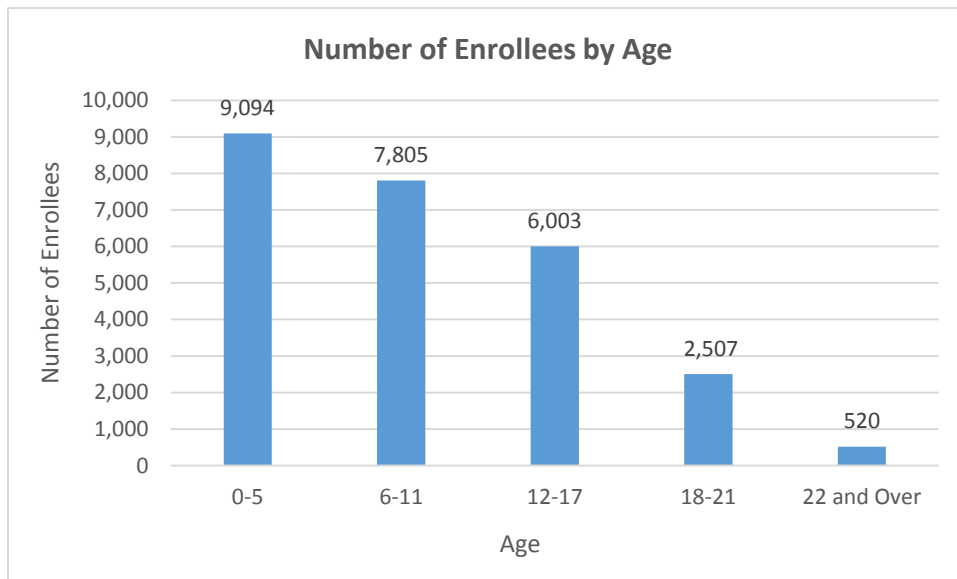
Tuesday, February 14, 2017

TOTAL ENROLLEES: 25,929

Enrollment Break Down

Gender		Pregnant Women and Under 21	
Male	12,603	Pregnant Women	730
Female	13,326	Under 21	25,194
Existing and New Enrollees		Type of Coverage	
Existing*	23,515	Full Coverage	25,867
New	2,414	Limited Coverage	53
		Spenddown	9

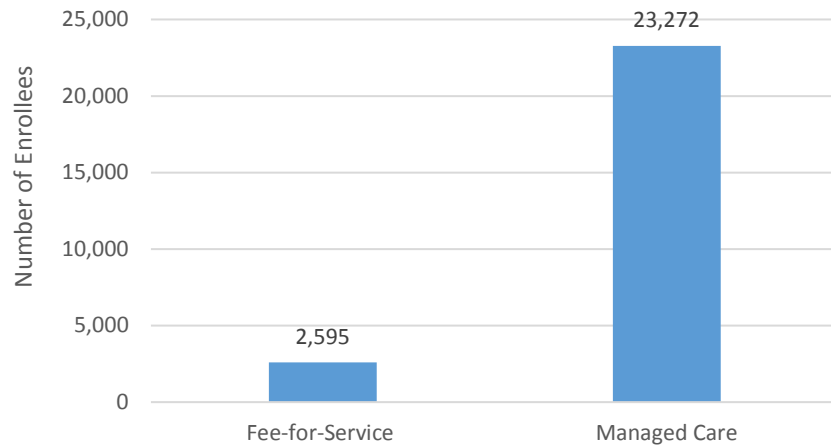
*Existing refers to people already enrolled as of 5/9/2016.



Flint Waiver Progress Report

Tuesday, February 14, 2017

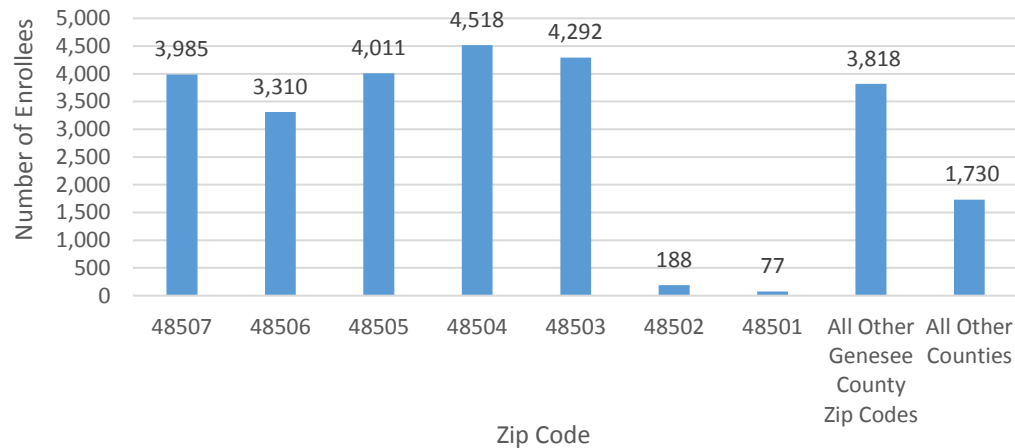
Number of Enrollees in Fee-for-Service vs. Managed Care



Health Plan Enrollment

Health Plan	Number of Enrollees	Percent of Total Enrollment
Aetna Better Health of Michigan	17	0.1%
Blue Cross Complete of Michigan	1,837	7.9%
HAP Midwest Health Plan	293	1.3%
Harbor Health Plan	2	0%
McLaren Health Plan	5,583	24%
Meridian Health Plan of Michigan	5,020	21.6%
Molina Healthcare of Michigan	9,689	41.6%
Priority Health Choice	15	0.1%
Total Health Care	21	0.1%
UnitedHealthcare Community Plan	780	3.4%
Upper Peninsula Health Plan	15	0.1%

Number of Enrollees by Zip Code



Application and Applicant Data (since 5/9/16)

Total Applications	11,574
Applicant Data	
Applicants approved	3,882
Applicants approved for other Medicaid health care programs	6,169
Applicants pending	99
Applicants denied	3,001
Total Applicants	13,151

Application data is a running total and will not match enrollment data referenced on page one due to data system variances and normal monthly enrollment changes.