


LMCH Q&A WEBINAR

March 29, 2017



WELCOME AND INTRODUCTIONS

- Carrie Tarry, MDHHS
- Trudy Esch, MDHHS
- Robin Orsborn, MDHHS
- Julia Heany, MPHI
- Lauren LaPine, MPHI
- Erin Madden, MPHI



AGENDA

- Overview
- Timeline
- SharePoint
- LMCH Workplan vs. Timeline
- Additional Notes
- Open Q&A Session
- Next Steps




ADDRESSING CONCERNS

This webinar is designed to address your questions and concerns about the LMCH Needs Assessment Process.

If you have questions, please ask them!!

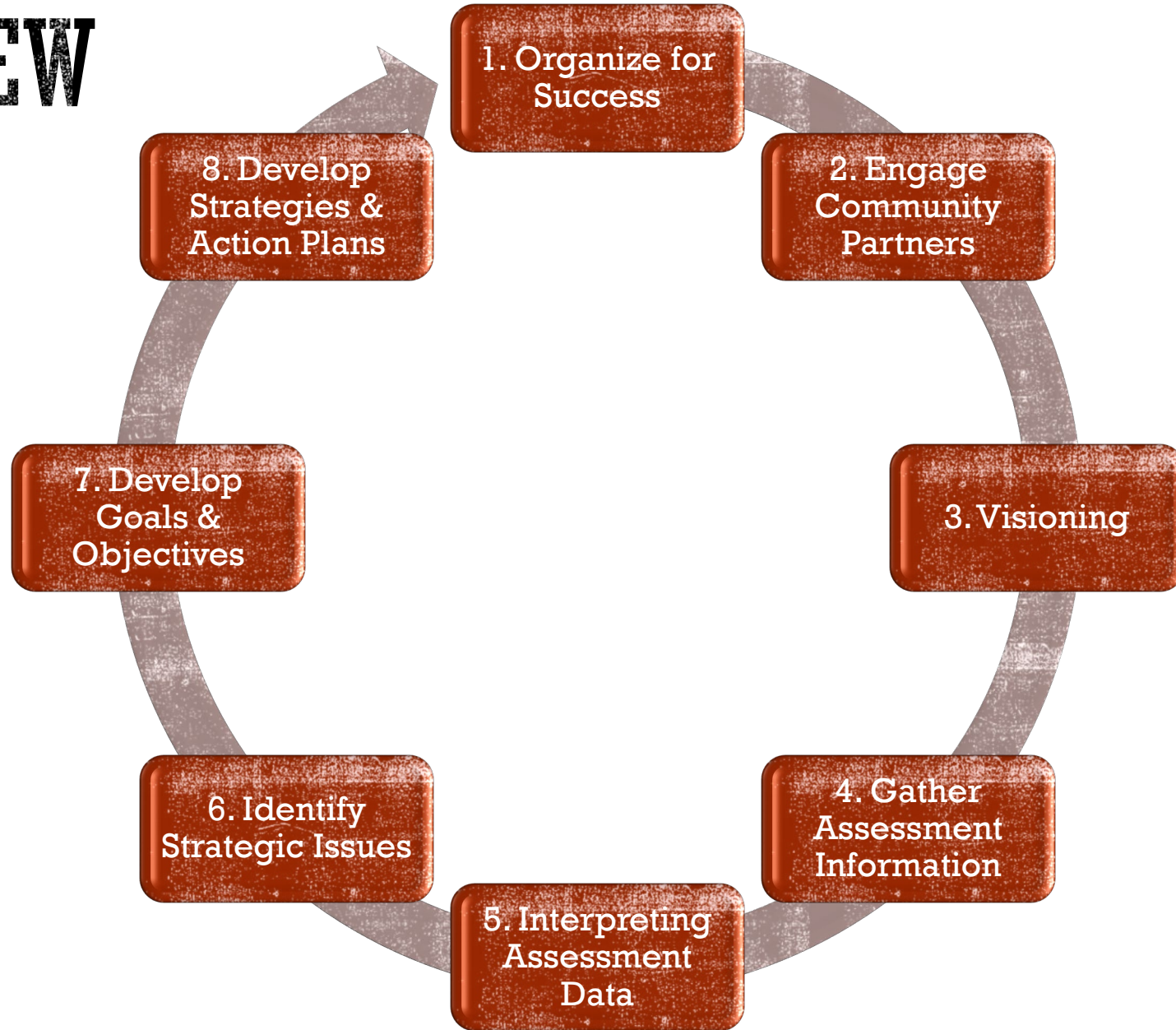




OVERVIEW

The upcoming slides will review each step of the Needs Assessment and indicate the date that each step should be sent to MPHI

OVERVIEW



STEP 1: ORGANIZE FOR SUCCESS

- Identify an existing group of system partners, if available
- Identify a leadership team
- Decide how community members most impacted by the root causes of health inequity will be authentically involved
- Develop a timeline
- Identify barriers and strengths

Step Due: February 6th



STEP 2: ENGAGE COMMUNITY PARTNERS

- Identify participants, or build from existing group
 - Include traditional and non-traditional partners
- Identify individuals who are impacted by the root causes of health inequity and put in place supports that will support authentic engagement in the process
- Invite partners to engage in this process



Step Due: February 6th



STEP 3: VISIONING

- Develop vision & values
 - Common ground to return to through the process
 - Shared expectations about how the group will work together



Step Due: February 6th



STEP 1-3 SUBMISSION

- Within the LMCH Tool (Steps 1-3), the following questions/tables need to be completed.
 - Questions 1-4
 - Table 1 – MCH Assessment Timeline
 - Table 2 – Identification of Barriers
 - Table 3 – Identification of Strengths
 - Table 4 – Identify and Organize Participants
 - Questions 5-7
 - Table 5 – Developing Vision and Value Statements
 - Questions 8-9



STEP 4: ASSESSMENTS (3)



- **Community Themes and Strengths**
 - Learn what MCH looks like from the perspective of community members
- **Maternal Child Health Status Assessment**
 - Review core metrics that reflect the life course
- **Maternal and Child Health System Assessment**
 - Discuss how MCH services are delivered within the community

Step Due: June 23rd

(However, you may submit assessments as you complete them.)



STEP 5: INTERPRETING ASSESSMENT DATA

- Convene partners
- Summarize key findings after each assessment
 - Strengths
 - Opportunities for improvement



Step Due: June 23rd

(However, you may submit assessments as you complete them.)



MATERNAL CHILD HEALTH STATUS ASSESSMENT

- We are in the process of emailing each LHD a feedback form for Steps 1-3 and a data workbook for the MCH Status Assessment.
 - LHDs that submitted steps 1-3 will receive their data workbook **first**.
 - Each LHD will receive 2 workbooks and supplemental data:
 1. A workbook containing state level data
 2. A workbook containing data specific to the counties involved with your assessment



STEPS 4&5 SUBMISSION



- Within the LMCH Tool (Steps 4-5), the following questions/tables need to be completed.
 - **Questions 10-12**
 - Table 7 – Health Status Assessment –**Key Findings**
 - **Question 13**
 - Table 8 – Community Themes and Strengths – **Key Findings**
 - **Question 14**
 - Table 9 – Maternal Child Health System Assessment – **Key Findings**



STEP 6: IDENTIFY STRATEGIC ISSUES

- Look across assessments to identify findings that are related & generate themes
- Rephrase themes as questions that highlight strategic issues that, if answered, would improve MCH
- Prioritize strategic issues with partners

Step Due: July 28th



STEP 6 SUBMISSION

- Within the LMCH Tool (Step 6), the following questions/tables need to be completed.
 - Questions 15-16
 - Table 10 – Identifying Themes
 - Table 11 – Strategic Issues
 - Questions 17-18
 - Table 12 – Priority Strategic Issues



STEP 7: DEVELOP MCH GOALS AND OBJECTIVES

- Write **one goal**, or broad statement of what you hope to achieve, for **each strategic issue**
- Write one **SMART** objective, per goal, that includes a baseline and a target value



Step Due: August 11th



STEP 7 SUBMISSION

- Within the LMCH Tool (Step 7), the following questions/tables need to be completed upon submission.
 - Table 13 – Goals and Objectives



STEP 8: IDENTIFY STRATEGIES AND DEVELOP AN ACTION PLAN

- Brainstorm potential strategies
- Prioritize strategies
- Develop an action plan



Step Due: September 15th



STEP 8 SUBMISSION


- Within the LMCH Tool (Step 8), the following questions/tables need to be completed.
 - Questions 19-21
 - Table 14 – Strategies for Achieving Goals
 - Table 15 – Action Plan



BUILD FROM WHAT YOU HAVE

- Link this with CHA/CHIP/CHNA/Home Visiting Needs Assessment or other assessment activities where possible
- **If a step has been completed, no need to do it again!**
- If this is all new, just take a step forward – don't take on everything at once.





TIMELINE





Step(s)	MPHI Receives Completed Step
Step 1 - 3: Organize for Success, Engage Community Partners, & Visioning	February 6
Step 4 and 5: Gathering and Interpreting Assessment Information – Community Themes and Strengths Assessment	June 23
Step 4 and 5: Gathering and Interpreting Assessment Information – Maternal and Child Health Status Assessment	June 23
Step 4 and 5: Gathering and Interpreting Assessment Information – Maternal Child Health System Assessment	June 23
Step 6: Identify Strategic Issues	July 28
Step 7: Formulate Goals and Strategies	August 11
Step 8: Planning for Action	September 15
Final Submission	End of December




EXTENSIONS

**We can accommodate requests for
deadline extensions.**

**If you need to submit a step after the due
date, please send an email to:**

llapine@mphi.org





SHAREPOINT SITE



SHAREPOINT SITE

- Do you want to view the webinar slides?
- Do you need access to the webinar recordings?
- Are you looking for the tool to fill out and submit?
- Would you like additional resources?
- Do you need some advice and don't know who to contact?


The SharePoint site has it all!!

Visit the LMCH SharePoint site at

<https://public.mphi.org/sites/mihomevisiting.org/lmch/Pages/default.aspx>



Documents

Name
Local-MCH-NA-Kickoff-12-8-16 

The **documents** tab is a compilation of useful tools, resources, and announcements

The **Calendar** is your go-to place to find all dates associated with the Needs Assessment

Calendar

December, 2016

SUNDAY	MONDAY	TUESDAY	WEDNESDAY	THURSDAY	FRIDAY	SATURDAY
27	28	29	30	1	2	3
4	5	6	7	8	9	10
11	12					
18	19					
25	26	27	28	29	30	31

The **links** tab houses all links to the Webinar recordings and other useful information

Links

URL
LMCH Kick Off Webinar: December 8, 2016



You can reach MPHVI via the **Contact Information** button

Tiny URL: <http://tinyurl.com/jtjrgpw>
Full Web Link: <https://public.mphi.org/sites/mihomevisiting.org/lmch/Pages/default.aspx>



SHAREPOINT – DOCUMENTS SECTION

Documents	
Name	
LMCH Tool Templates	
LMCH Webinar Presentation Slides	
Steps 1-3 Resources	
Steps 4 and 5- Community Themes and Strengths Resources	
Needs Assessment FAQs	

LMCH Needs Assessment_ Steps 1_3
LMCH Needs Assessment_Community Themes and Strenghts Assessment
LMCH Needs Assessment_Status Assessment

Each section of the tool you will need to fill out can be found here

LMCH Status Assessment Webinar Slides 3.9.17
LMCH Steps 1-3 Overview Webinar_1.4.17
Local-MCH-NA-Kickoff-12-8-16
Themes and Strengths Assessment Webinar Slides 2.14.17

All Webinar slides can be found here

Community Input Wall Training Guide
Intercept Survey Training Guide
Sample Focus Group Protocol

Steps 4&5 resources are linked here

Example NA Announcement and Invitation Letter
Example NA Elevator Speech
Example NA Flyer
Livingston County Visioning Activity Example

Steps 1-3 resources are linked here



SHAREPOINT – LINKS SECTION

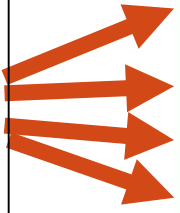


Links

URL ↓


- [LMCH Steps 1-3 Webinar Recording: January 4, 2017](#)
- [LMCH Status Assessment Webinar Recording March 9, 2017](#)
- [LMCH NA Community Themes and Strenghts Recording February 14, 2017](#)
- [LMCH Kick Off Webinar: December 8, 2016](#)
- [Livingston County Health Department Example](#)
- [How to Conduct a Focus Group](#)
- [Community Toolbox *Great Resource*](#)

Webinar Recordings can be found here



Helpful tools are located here





LMCH WORKPLAN VS. LMCH NEEDS ASSESSMENT

ASSESSMENT PURPOSE & CONNECTION WITH THE BLOCK GRANT

- Purpose:
 - To support LMCH alignment with the transformation of the Title V Block Grant:
 - Focus on Life Course
 - Support alignment between assessment, activities, and measures of progress
 - Accountability
 - To better understand MCH needs from the local perspective:
 - As reflected in LMCH plans beginning in FY19 (or FY18 amendments)
 - Incorporated into five year needs assessment process at the state level



LMCH TIMELINES

- We acknowledge the timeline is slightly off for **FY18** since the work plans are due between **April 3 and April 14, 2017**.
 - However, feel free to amend your FY18 LMCH work plan if you would like to use some of your assessment findings.
- For the **FY19** LMCH work plan, **you can use specific steps** from the LMCH Needs Assessment to inform each question.
 - For example, question 1 on the LMCH work plan asks “What are the priority MCH needs (up to five) identified for the community for FY 2018? Describe how these needs were identified (i.e. community or needs assessment). **[MCH Assessment – Step 6, Table 12]** In two to three paragraphs include a summary of the data, methodology, and year data was obtained. **[MCH Assessment – relevant portion of data from Steps 4 & 5]**
 - The writing in red indicates what information to pull from the Needs Assessment tool to answer each question on the work plan.



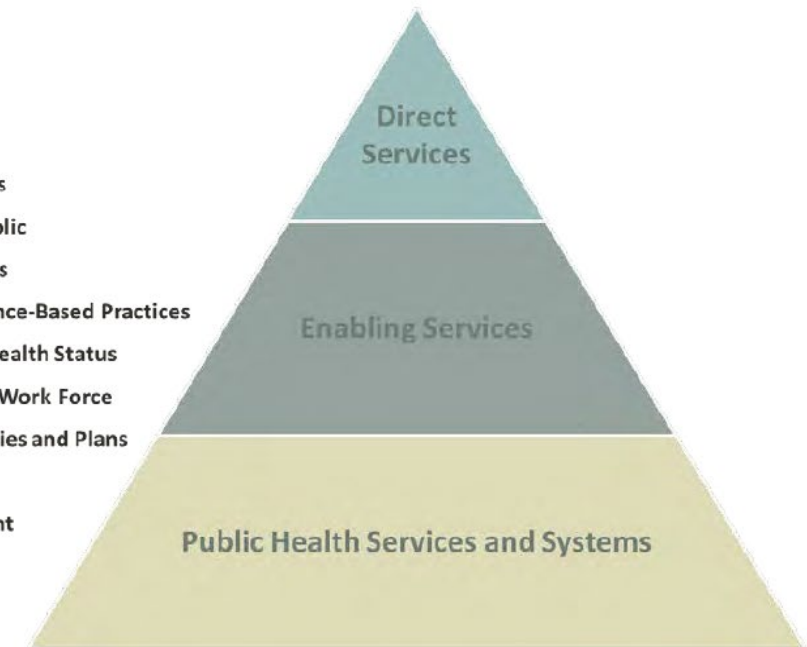
LMCH PYRAMID OF SERVICES


- All LHDs will use a performance measure framework to create their work plans.
- The work plan involves separating activities out into each level of the pyramid to the right (direct services, enabling services, and public health infrastructure).
- The LMCH Needs Assessment tool **reflects the same levels** of the pyramid as the work plan.

Public Health Services for MCH Populations: The Title V MCH Services Block Grant

MCH ESSENTIAL SERVICES

1. Provide Access to Care
2. Investigate Health Problems
3. Inform and Educate the Public
4. Engage Community Partners
5. Promote/Implement Evidence-Based Practices
6. Assess and Monitor MCH Health Status
7. Maintain the Public Health Work Force
8. Develop Public Health Policies and Plans
9. Enforce Public Health Laws
10. Ensure Quality Improvement





ADDITIONAL NOTES

WHAT WILL MY SUBMISSION LOOK LIKE?

- The LMCH tool is intended to serve as a template that captures what you produce through the assessment process.
- However, LHD submissions will look different because some LHD's have completed parts of this process and are not being asked to duplicate what they've done.
 - For Example, a LHD may already have a vision and values statement in place, therefore, they would not complete Table 5 of the LMCH tool. They would share their vision and values statements in questions 8 and 9 respectively. A LHD that does not have vision and values statements would need to complete table 5 of the LMCH tool.



FEEDBACK FORMS

Feedback forms will be sent for each completed step.



Feedback Form: LMCH Needs Assessment Step 1 through 3

Step 1 through 3 in the LMCH Needs Assessment process is designed to make sure you have all the essential partners engaged in the process of assessing your community's maternal and child health needs, and to develop a vision statement for the community. This form offers feedback you can use to ensure your partnership is complete and prepared for the next step(s)!


<i>Item</i>	<i>Assessment Component</i>	<i>Feedback</i>
1	Community has identified and described overarching goals of the LMCH needs assessment.	
2	The community has identified an existing group of MCH partners who will engage in the needs assessment or they have expressed commitment to form a group.	
3	The community has a small leadership team who will make decisions and coordinate the needs assessment.	
4	The community has engaged customers and community members most impacted by the root causes of health inequity in this process, and any gaps are described.	
5	The community has thought through the needs assessment process and has completed a detailed and realistic timeline.	



WEBINAR SLIDES


We will be now be posting webinar slides to the SharePoint site 1 day prior to the webinar.





OPEN Q&A






NEXT STEPS



TECHNICAL ASSISTANCE

- If you need help with ***any step*** of the Needs Assessment process, MPHI is available for Technical Assistance.
 - Contact Lauren LaPine at llapine@mphi.org or (517) 324-8368 to be connected with Julia, Erin, or Lauren
 - We are looking forward to hearing from you!!!



Lauren LaPine



Julia Heany




Erin Madden



NEXT STEPS

- Completed steps 4 & 5 submitted to MPHI by **June 23rd**
 - Early or draft versions are welcome!
 - Email Submissions to:
 - Lauren LaPine, llapine@mphi.org
- Next Webinar: Steps 4&5 – Maternal and Child Health System Assessment
 - ***April 26th, 12:00-2:00 PM***





THANK YOU!