

HIV Among Black Persons in Michigan



New diagnoses remained stable among black persons overall between 2009 and 2013, however the rate among black females decreased by an average of 7 percent per year.

- Black persons make up 14 percent of the population but represent 57 percent of all HIV cases in Michigan.
- It is estimated that 1 out of 102 black males and 1 out of 290 black females are currently living with HIV in Michigan.
- Twenty-one percent of black males and 18 percent of black females had late diagnoses of HIV infection.

Figure 1. Stage of infection among black males and females currently living with HIV

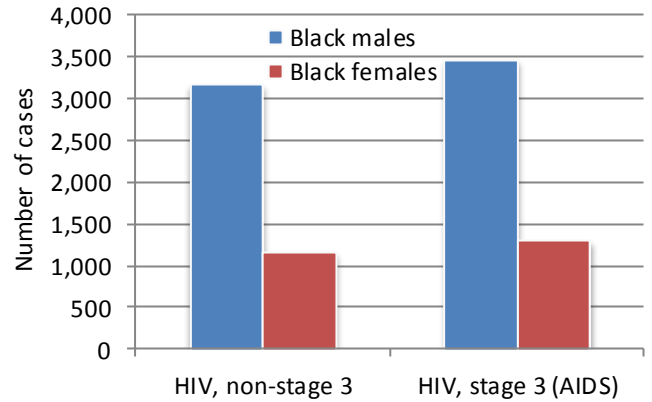
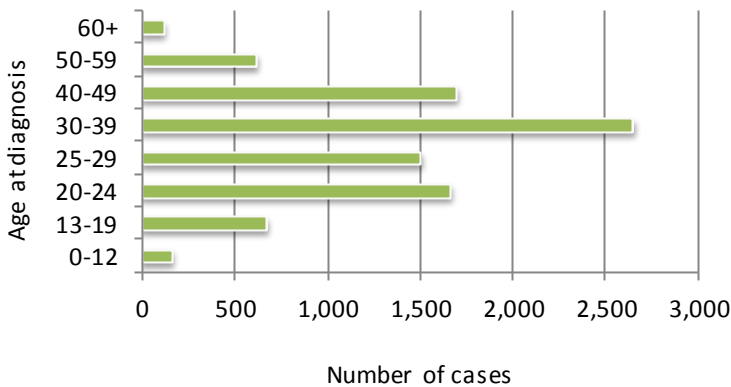


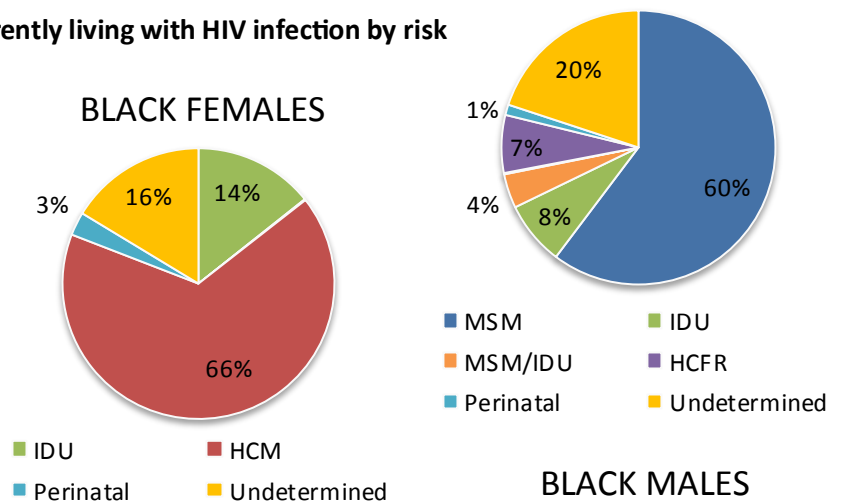
Figure 2. Black persons currently living with HIV infection by age



- MDHHS estimates that 11,060 black persons are living with HIV in Michigan. Of those, 9,111 are reported cases.
- The majority of living cases among black persons (29%) were between the ages of 30 and 39 years old at diagnosis.
- Twenty-eight percent of all living cases among black persons were among youth (ages 13-24) at diagnosis.

Figure 3. Black males and females currently living with HIV infection by risk

- Sixty-four percent of black males living with HIV have infections attributed to men who have sex with men behavior (MSM), including MSM/injection drug users (IDU).
- Two-thirds of black female cases included sexual contact with a male.
- Injection drug use (IDU) was a factor in 14 percent of black female cases and 12 percent of black male cases.



HCM = Heterosexual contact with male
HCFR = Heterosexual contact with female of known risk