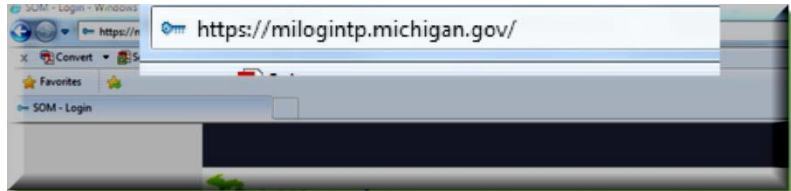


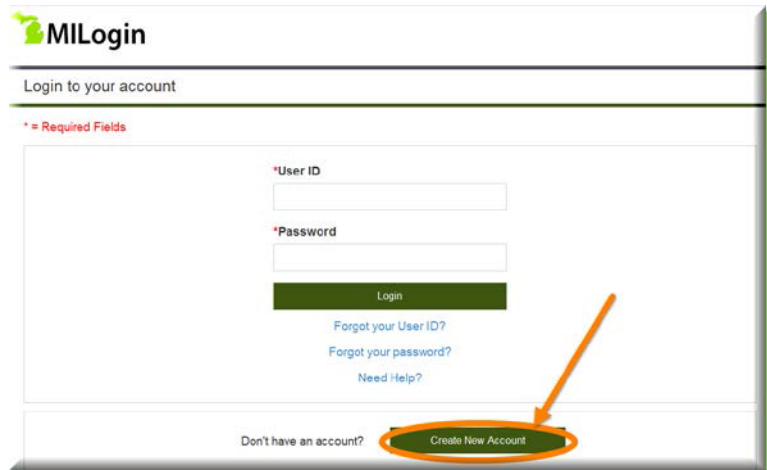
How to Create a New MILogin Account as a Case Manager

This guide is only needed for those who are case managers. You do **not** need to create a new account if you already have an account on the existing single sign on.

- **Open** your browser and **Navigate** to <https://milogintp.michigan.gov>



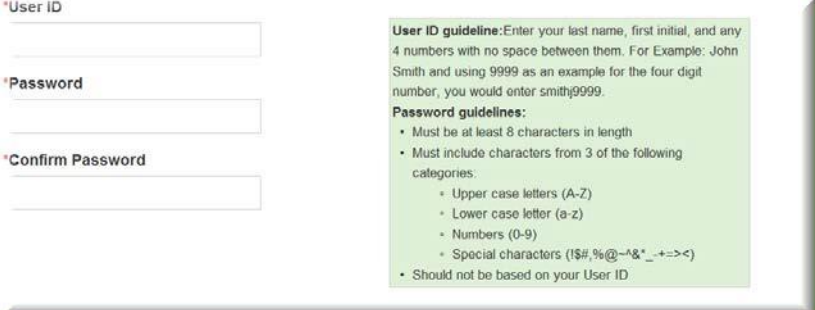
- **Select** the “Create New Account” button from the MILogin Portal Page.



- Complete the requested information. **Select** “I agree” to terms and conditions
Click the “Next” button.



- **Create** a User ID following the instructions of last name, first initial followed by 4 numeric digits and a qualifying password.



*User ID

*Password

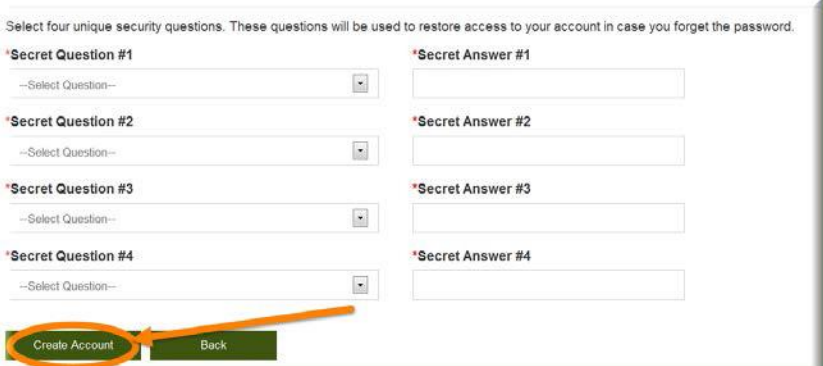
*Confirm Password

User ID guideline: Enter your last name, first initial, and any 4 numbers with no space between them. For Example: John Smith and using 9999 as an example for the four digit number, you would enter smithj9999.

Password guidelines:

- Must be at least 8 characters in length
- Must include characters from 3 of the following categories:
 - Upper case letters (A-Z)
 - Lower case letter (a-z)
 - Numbers (0-9)
 - Special characters (!\$#,%@-^&* _+><)
- Should not be based on your User ID

- **Choose** your secret questions and provide answers. **Click** “Create Account” once finished.



Select four unique security questions. These questions will be used to restore access to your account in case you forget the password.

*Secret Question #1

--Select Question--

*Secret Answer #1

*Secret Question #2

--Select Question--

*Secret Answer #2

*Secret Question #3

--Select Question--

*Secret Answer #3

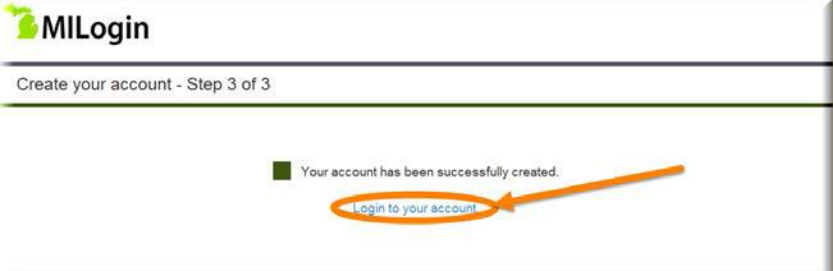
*Secret Question #4

--Select Question--

*Secret Answer #4

Create Account Back

- Account creation successful. **Log out and close all internet browsers.**



MILogin

Create your account - Step 3 of 3

Your account has been successfully created.

Login to your account

- Open a new window and return to: **milogintp.michigan.gov** **Enter** the User ID and password you just created. **Click** Login.



MILogin

Login to your account

* = Required Fields

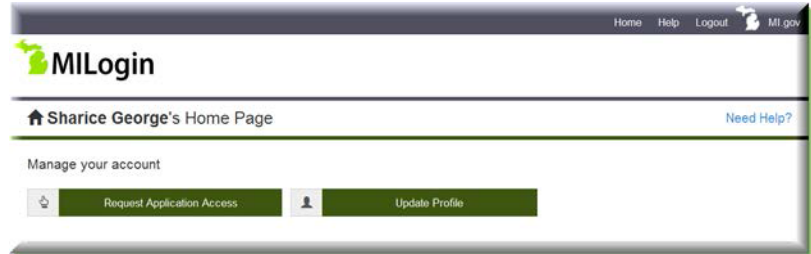
*User ID

*Password

Login

Need Help?

- You are now on your home page.



If you still have login issues, contact the Client Service Center at 1-877-651-2502 or create a request at <http://requestit.state.mi.us/RequestIT/>