

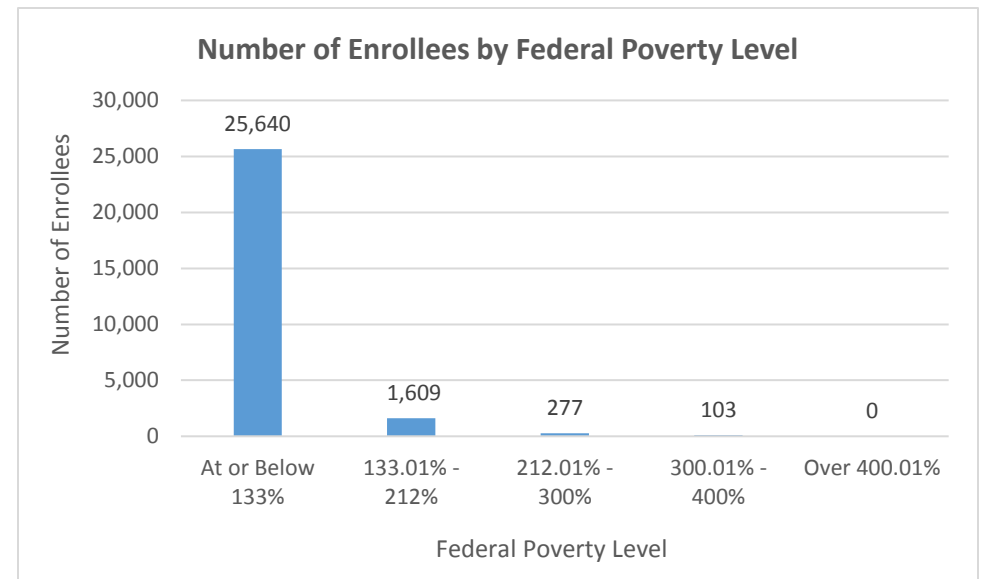
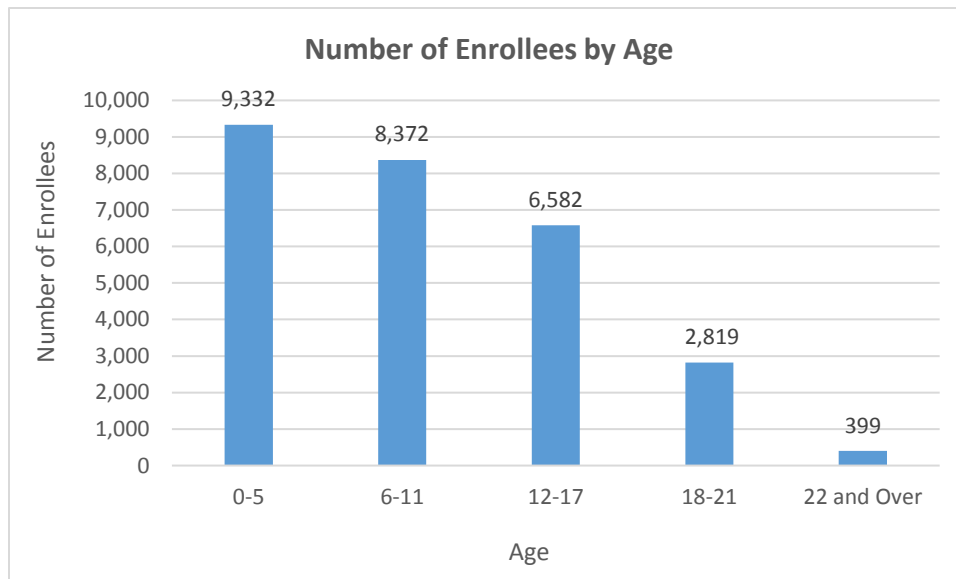
Flint Waiver Progress Report

Tuesday, April 18, 2017

TOTAL ENROLLEES: 27,629

Enrollment Break Down

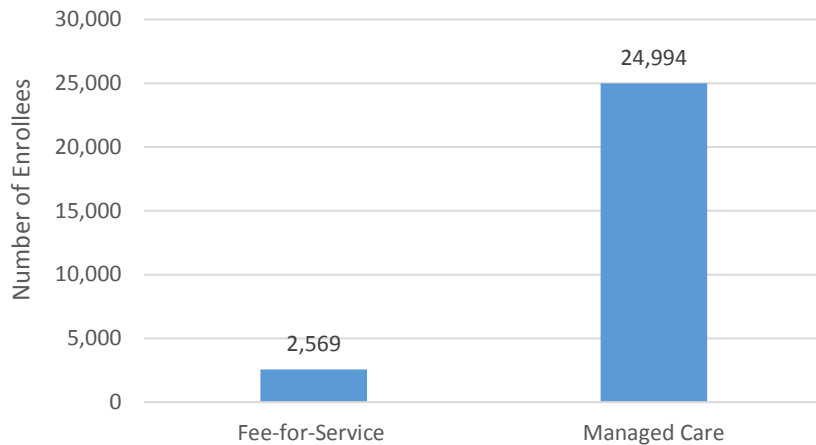
Gender		Pregnant Women and Under 21	
Male	13,782	Pregnant Women	614
Female	13,847	Under 21	27,015
Existing and New Enrollees		Type of Coverage	
Existing*	25,078	Full Coverage	27,563
New	2,551	Limited Coverage	54
*Existing refers to people already enrolled as of 5/9/2016.		Spenddown	12



Flint Waiver Progress Report

Tuesday, April 18, 2017

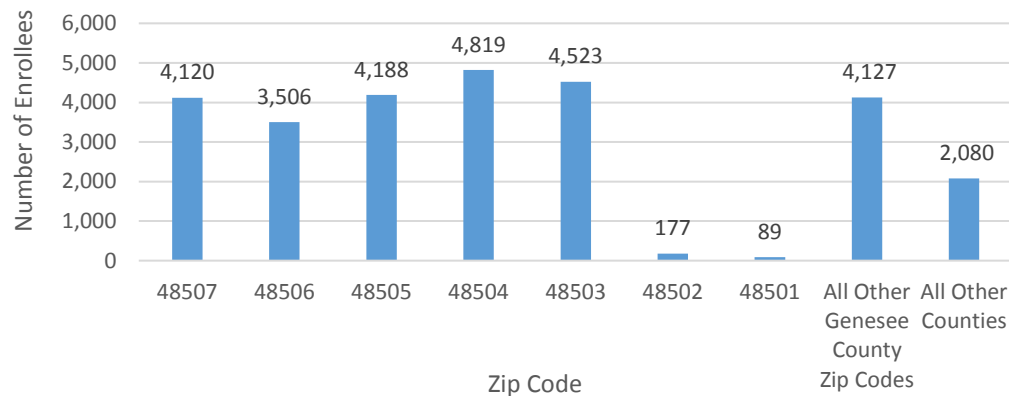
Number of Enrollees in Fee-for-Service vs. Managed Care



Health Plan Enrollment

Health Plan	Number of Enrollees	Percent of Total Enrollment
Aetna Better Health of Michigan	19	0.1%
Blue Cross Complete of Michigan	2,005	8%
HAP Midwest Health Plan	301	1.2%
Harbor Health Plan	2	0%
McLaren Health Plan	6,024	24.1%
Meridian Health Plan of Michigan	5,422	21.7%
Molina Healthcare of Michigan	10,318	41.3%
Priority Health Choice	19	0.1%
Total Health Care	25	0.1%
UnitedHealthcare Community Plan	840	3.4%
Upper Peninsula Health Plan	19	0.1%

Number of Enrollees by Zip Code



Application and Applicant Data (since 5/9/16)

Total Applications	13,221
Applicant Data	
Applicants approved	4,587
Applicants approved for other Medicaid health care programs	7,112
Applicants pending	85
Applicants denied	5,033
Total Applicants	16,817

Application data is a running total and will not match enrollment data referenced on page one due to data system variances and normal monthly enrollment changes.