

## Flint Waiver Progress Report

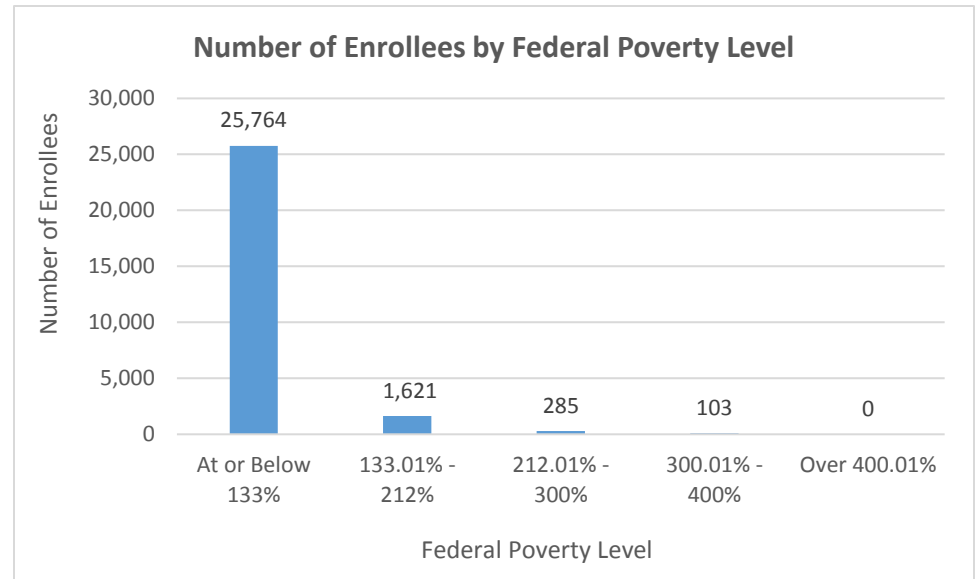
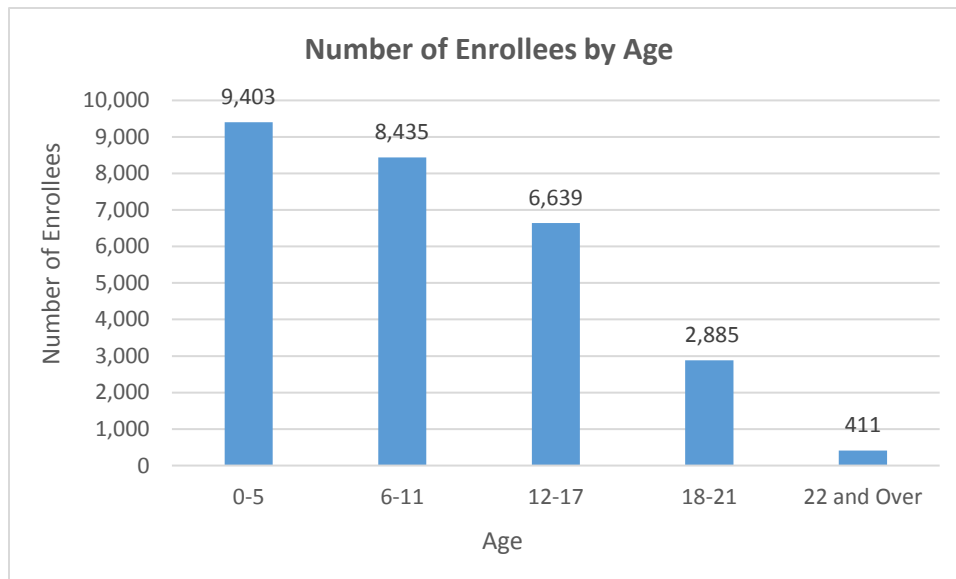
Wednesday, April 26, 2017

**TOTAL ENROLLEES: 27,773**

### Enrollment Break Down

Gender		Pregnant Women and Under 21	
Male	13,849	Pregnant Women	631
Female	13,924	Under 21	27,142
Existing and New Enrollees		Type of Coverage	
Existing*	25,155	Full Coverage	27,707
New	2,618	Limited Coverage	56
		Spenddown	10

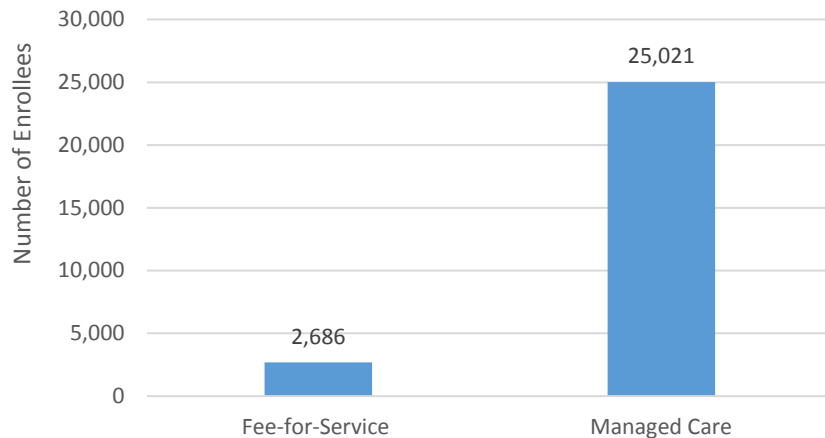
\*Existing refers to people already enrolled as of 5/9/2016.



## Flint Waiver Progress Report

Wednesday, April 26, 2017

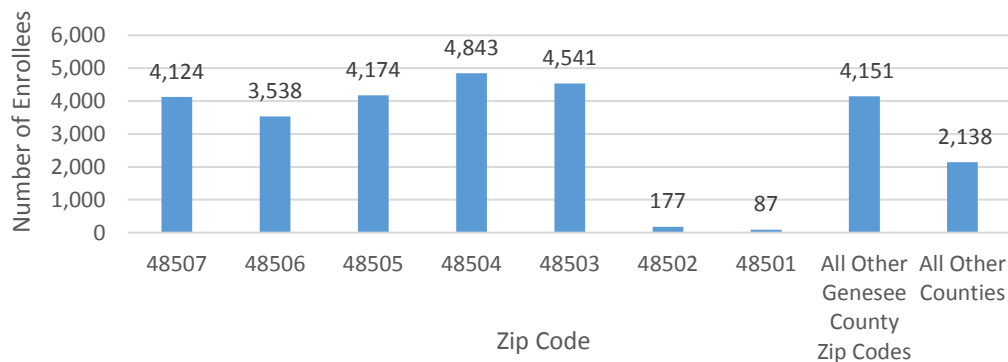
### Number of Enrollees in Fee-for-Service vs. Managed Care



### Health Plan Enrollment

Health Plan	Number of Enrollees	Percent of Total Enrollment
Aetna Better Health of Michigan	19	0.1%
Blue Cross Complete of Michigan	2,010	8%
HAP Midwest Health Plan	301	1.2%
Harbor Health Plan	2	0%
McLaren Health Plan	6,027	24.1%
Meridian Health Plan of Michigan	5,428	21.7%
Molina Healthcare of Michigan	10,327	41.3%
Priority Health Choice	20	0.1%
Total Health Care	25	0.1%
UnitedHealthcare Community Plan	843	3.4%
Upper Peninsula Health Plan	19	0.1%

### Number of Enrollees by Zip Code



### Application and Applicant Data (since 5/9/16)

<b>Total Applications</b>	<b>13,410</b>
<b>Applicant Data</b>	
Applicants approved	4,663
Applicants approved for other Medicaid health care programs	7,222
Applicants pending	81
Applicants denied	5,270
<b>Total Applicants</b>	<b>17,236</b>

*Application data is a running total and will not match enrollment data referenced on page one due to data system variances and normal monthly enrollment changes.*