

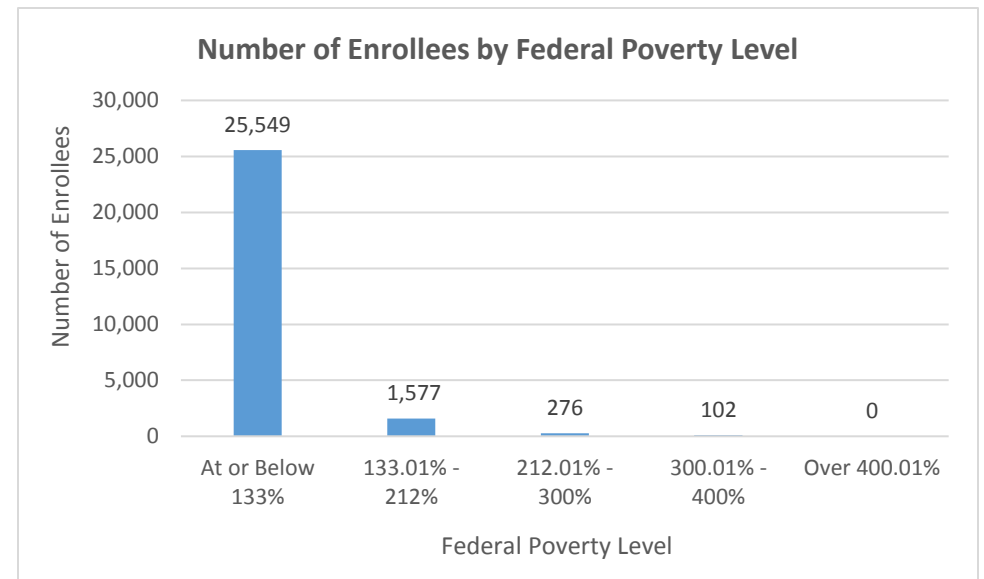
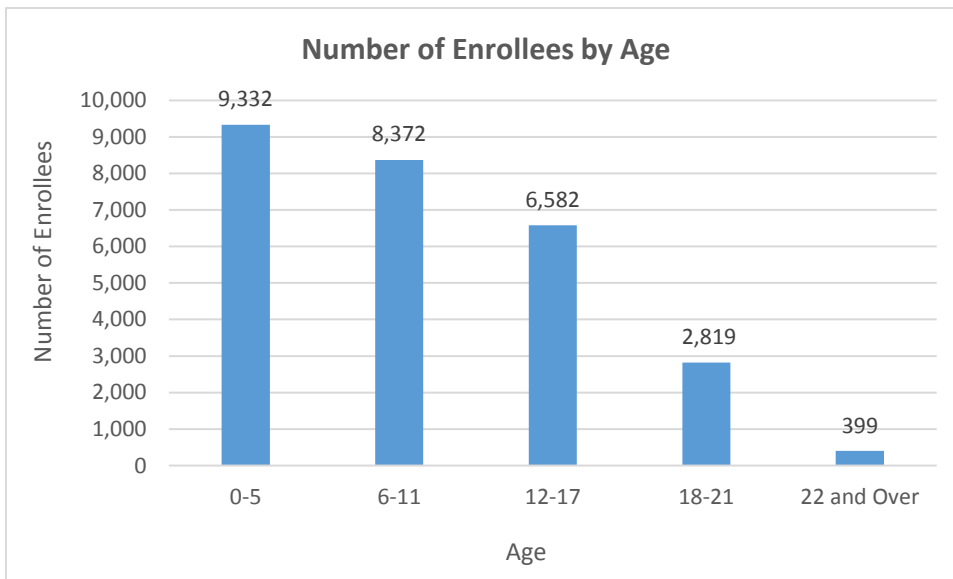
## Flint Waiver Progress Report

Tuesday, April 11, 2017

**TOTAL ENROLLEES: 27,504**

### Enrollment Break Down

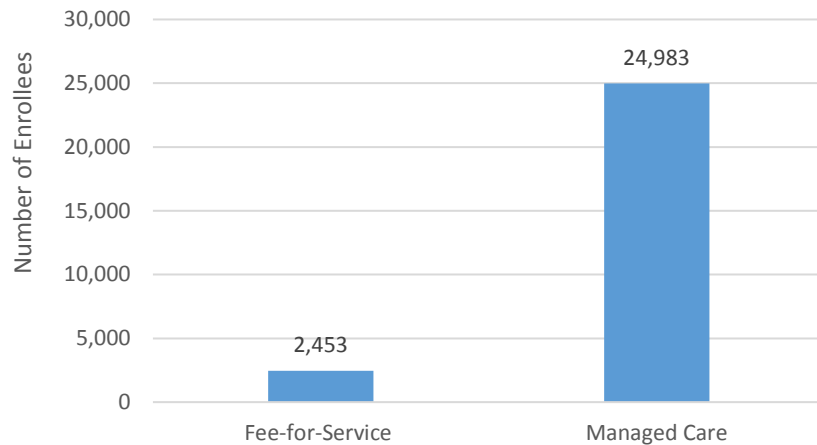
Gender		Pregnant Women and Under 21	
Male	13,719	Pregnant Women	622
Female	13,785	Under 21	26,882
Existing and New Enrollees		Type of Coverage	
Existing*	25,000	Full Coverage	27,436
New	2,504	Limited Coverage	56
*Existing refers to people already enrolled as of 5/9/2016.		Spenddown	12



## Flint Waiver Progress Report

Tuesday, April 11, 2017

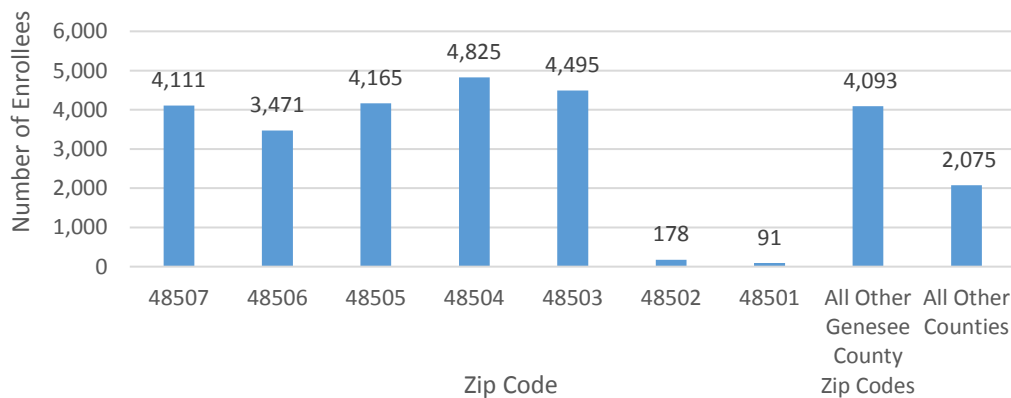
### Number of Enrollees in Fee-for-Service vs. Managed Care



### Health Plan Enrollment

Health Plan	Number of Enrollees	Percent of Total Enrollment
Aetna Better Health of Michigan	19	0.1%
Blue Cross Complete of Michigan	2,003	8%
HAP Midwest Health Plan	300	1.2%
Harbor Health Plan	2	0%
McLaren Health Plan	6,023	24.1%
Meridian Health Plan of Michigan	5,419	21.7%
Molina Healthcare of Michigan	10,315	41.3%
Priority Health Choice	19	0.1%
Total Health Care	25	0.1%
UnitedHealthcare Community Plan	839	3.4%
Upper Peninsula Health Plan	19	0.1%

### Number of Enrollees by Zip Code



### Application and Applicant Data (since 5/9/16)

<b>Total Applications</b>	<b>13,035</b>
<b>Applicant Data</b>	
Applicants approved	4,541
Applicants approved for other Medicaid health care programs	6,996
Applicants pending	70
Applicants denied	4,801
<b>Total Applicants</b>	<b>16,408</b>

*Application data is a running total and will not match enrollment data referenced on page one due to data system variances and normal monthly enrollment changes.*