

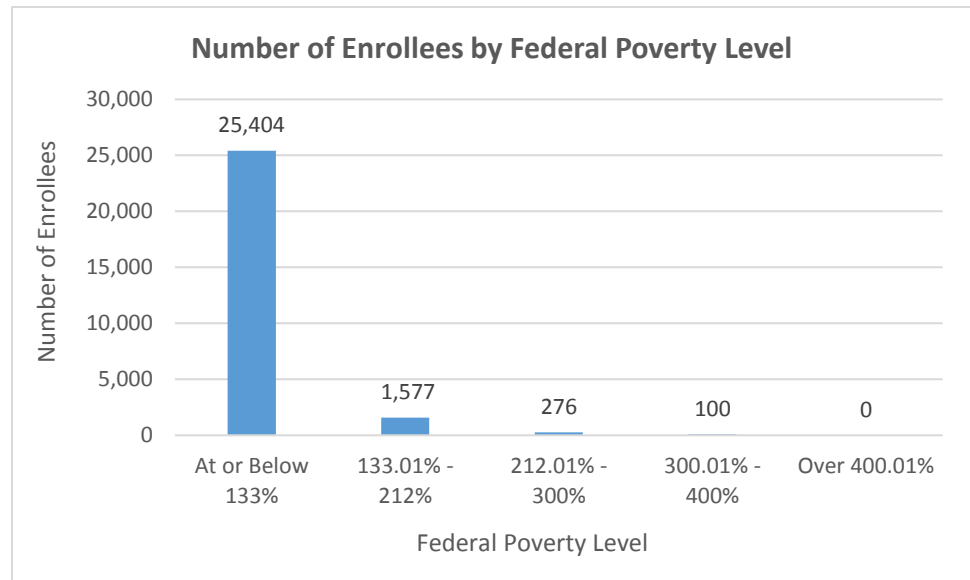
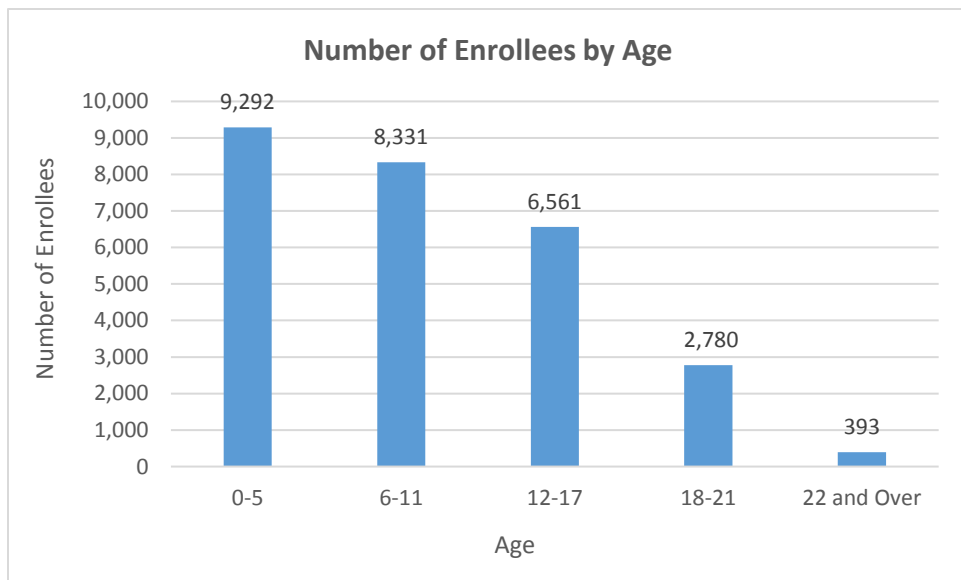
## Flint Waiver Progress Report

Wednesday, April 5, 2017

**TOTAL ENROLLEES: 27,357**

### Enrollment Break Down

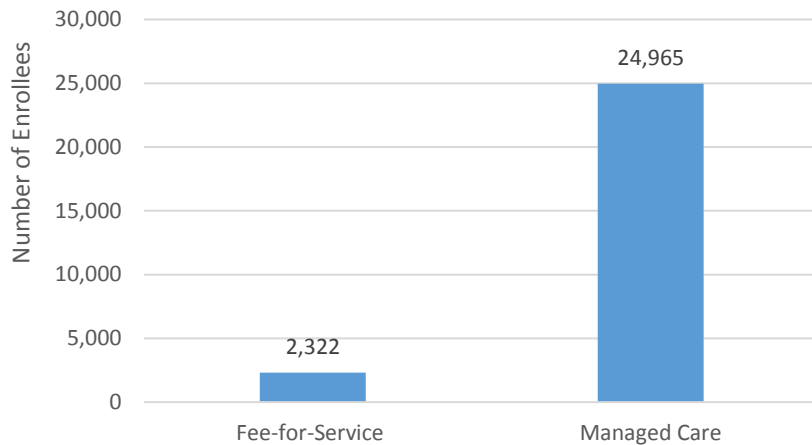
Gender		Pregnant Women and Under 21	
Male	13,651	Pregnant Women	611
Female	13,706	Under 21	26,746
Existing and New Enrollees		Type of Coverage	
Existing*	24,901	Full Coverage	27,287
New	2,456	Limited Coverage	58
*Existing refers to people already enrolled as of 5/9/2016.		Spenddown	12



## Flint Waiver Progress Report

Wednesday, April 5, 2017

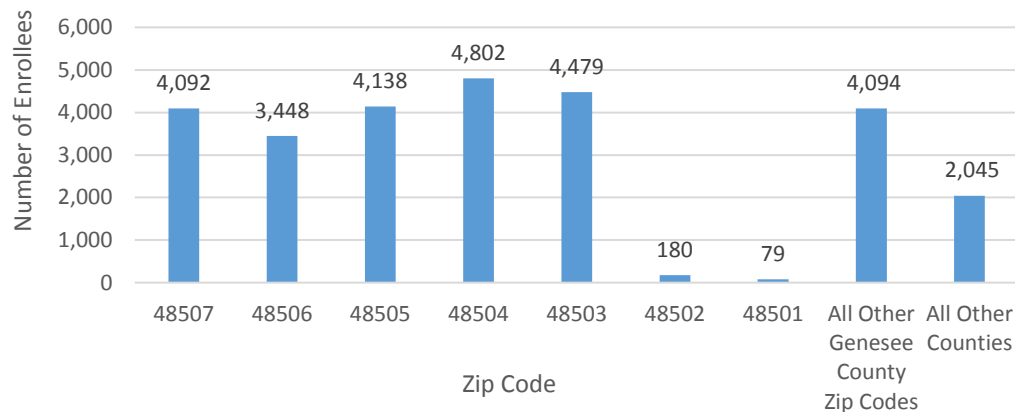
### Number of Enrollees in Fee-for-Service vs. Managed Care



### Health Plan Enrollment

Health Plan	Number of Enrollees	Percent of Total Enrollment
Aetna Better Health of Michigan	18	0.1%
Blue Cross Complete of Michigan	2,002	8%
HAP Midwest Health Plan	300	1.2%
Harbor Health Plan	2	0%
McLaren Health Plan	6,018	24.1%
Meridian Health Plan of Michigan	5,414	21.7%
Molina Healthcare of Michigan	10,310	41.3%
Priority Health Choice	19	0.1%
Total Health Care	25	0.1%
UnitedHealthcare Community Plan	838	3.4%
Upper Peninsula Health Plan	19	0.1%

### Number of Enrollees by Zip Code



### Application and Applicant Data (since 5/9/16)

<b>Total Applications</b>	<b>12,918</b>
<b>Applicant Data</b>	
Applicants approved	4,499
Applicants approved for other Medicaid health care programs	6,917
Applicants pending	73
Applicants denied	4,648
<b>Total Applicants</b>	<b>16,137</b>

*Application data is a running total and will not match enrollment data referenced on page one due to data system variances and normal monthly enrollment changes.*