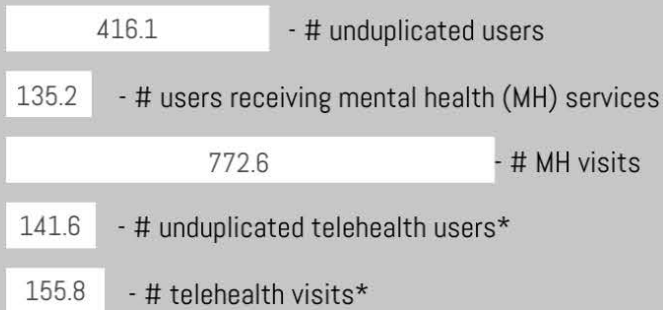


School Wellness Program FY2018 SNAPSHOT

SWP Users & Visits

The below bars show the average number of SWP users by category in FY2018 (October, 2017 through September, 2018).

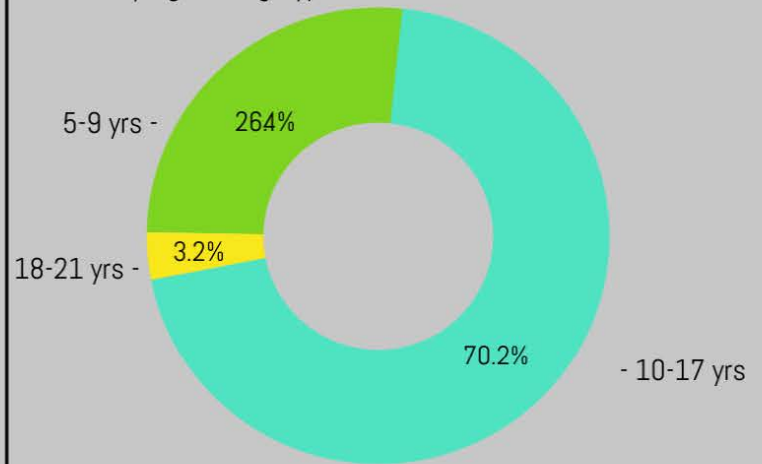


In FY2018, SWP sites reached a total of 7490 unduplicated users, with 2434 of those clients receiving MH services, and 13,906 total MH visits.

*In FY18, 5 SWP sites reported telehealth visits.

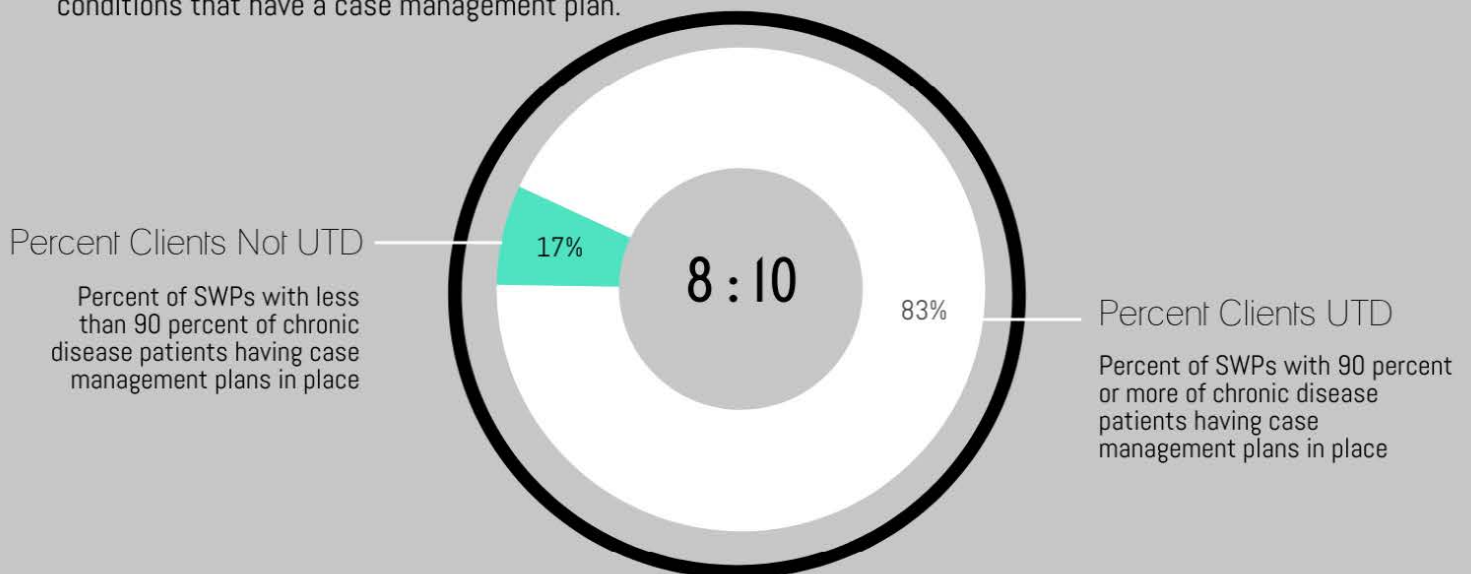
Who Uses the SWP?

SWP users are close to evenly split among females (51.2%) and males (48.7%). The majority of SWP clients identify as White (58.7%) and Black/African American (33.7%). Most users are 10-17 years of age, followed by 5-9 years (see chart below for percent of users by age category).



Chronic Disease Case Management Plan

Ensuring that clients with chronic care conditions have case management plans in place is vitally important in caring for students while in school. It is also a useful tool to assist SWP staff in teaching clients how to live well with their conditions. Overall, 8 in 10 SWPs reached 90 percent or more of their clients with chronic disease conditions that have a case management plan.



Additional Services Provided by SWPs

Here is a quick view of the types of specialty services being provided. Percentages below reflect responses from a total of 18 SWP year-end reports. In addition to these services, 100 percent of SWPs offer age-appropriate risk assessments to their clients.



Percent of SWPs Providing Oral Health Services



22.2%



Percent of SWPs Giving Immunizations



27.8%



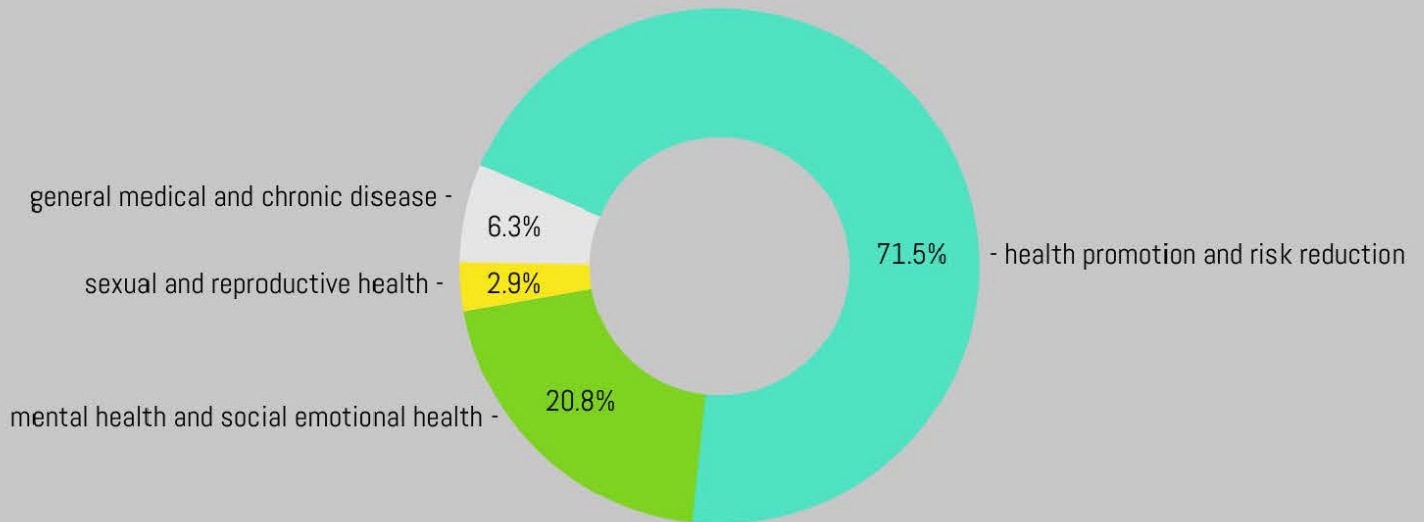
Percent of SWPs Providing Point-of-Care Testing



27.8%

Health Education

SWP staff provide health education in a group or classroom setting in various focus areas. This is a great way for staff to build relationships with teachers, administrators, and students in the school, to promote the services the SWP provides and to increase clientele. In FY2018, SWP sites reached 19,639 participants (average of 1,091 individuals per site) with group health education sessions.



Medicaid Outreach

In FY2018, 62,443 materials (average of 3,469 per site) containing information about the Medicaid program were distributed by SWP sites. Outreach activities include informing eligible or potentially eligible individuals about Medicaid and how to access Medicaid services and describing the services covered under a Medicaid program as part of a broader presentation.

