



LOCAL MCH NEEDS ASSESSMENT OVERVIEW

12.8.16

Introductions




Carrie Tarry
MDHHS



Trudy Esch
MDHHS



Robin Orsborn
MDHHS



Lauren LaPine
MPHI



Julia Heany
MPHI



Transforming Title V

- Last comprehensive examination of Title V performance measures in 1998
- Variability of data sources
- Challenges comparing measures and tying to Title V programs
- Maintain flexibility – so states can address unique needs and priorities
- Data driven process using evidence-based or informed strategies

One-time funding in FY 17 for MCH Needs Assessment and Priorities

- Michigan Department of Health and Human Services (MDHHS) and Michigan Public Health Institute (MPHI) are partnering to facilitate a more consistent local MCH needs assessment and prioritization process
- \$15,000 available with the 2nd amendment for this effort; effective January 1, 2017 through September 30, 2017
 - This is a Local Performance Measure for Needs Assessment in the project Public Health Functions & Infrastructure
 - A Work Plan template is available and will be sent via email to Health Officers/LMCH contacts
 - We will ask for a team lead for MCH Needs Assessment and create a listserv for these contacts
 - Use a MCH needs assessment framework
 - Participate in webinars that outline the framework and process of MCH Needs Assessment
 - All webinars will be recorded and available for viewing at an agency's convenience

Work Plan - MCH Needs Assessment & Priorities

MICHIGAN DEPARTMENT OF HEALTH AND HUMAN SERVICES LOCAL MATERNAL CHILD HEALTH (MCH)

MCH ASSESSMENT ONE TIME FUNDING COVER PAGE AND WORKPLAN

Local MCH Work Plan – MCH Needs Assessment and Priorities

2017

COVER PAGE

Select Local Health Department from drop down menu to the right. Select Agency
LPM (specify): MCH Needs Assessment and Priorities

Select Local Health Department

Contact for Local MCH Plan:

Name:

Email:

Telephone:

Lead Contact for MCH ASSES:

Name:

Email:

Telephone:

Data <i>Identify existing assessments in the community that have identified maternal and child health needs and document them below</i>	Required Objectives (note: Objectives should be SMART: specific, measurable, assignable, realistic and time-related)	Activities/Strategies Describe activities and strategies that will be used to directly impact the identified NPM/SPM/LPM	Stakeholders/ Responsible Person	Anticipated Outputs Describe outputs. What is your evaluation method to determine if you have met your objectives?	Final Reporting Indicate if objectives and outcomes were met or not met. Provide brief summary of FY 17 activity and outcomes achieved with MCH funds.	Final Progress Report Provide a brief description of challenges and successes that were experienced
Possible Examples: <ul style="list-style-type: none"> * Local Community Health Needs Assessment (CHNA) for Charitable 501(c)(3) Hospitals * Maternal Child Health Local Health Department assessments and annual report * Community Action Agency and/or 211 * Federally Qualified Health Center * Home Visiting, if applicable * State Innovation Model (SIM), if applicable * Children's Healthcare Access Programs (CHAP), if applicable * Public Health Accreditation Board (PHAB) Community Health Assessment; Community Health Improvement Plan (CHIP); Strategic Plan 	By September 30, 2017, lead a strategic assessment process using a Maternal Child Health (MCH) Needs Assessment framework	Public Health Functions & Infrastructure Strategy: Routinely assess the needs of the MCH population and use findings to identify priorities for achieving health equity. Using a MCH Needs Assessment Framework <ol style="list-style-type: none"> 1) Organize for a successful assessment process <ol style="list-style-type: none"> a. Identify and engage families and stakeholders b. Organize <u>workplan</u> & timeline 2) MCH Visioning 3) Assessments <ol style="list-style-type: none"> a. Local MCH System (e.g. capacity to deliver public health services) b. Themes & Strengths (e.g. information from focus groups, interviews, meetings, etc.) c. Local MCH Health Status (e.g. population data) 4) Identify Strategic Issues 5) Formulate Goals & Strategies based on data 6) Action Planning 7) Apply findings to future LMCH plan 8) Other (specify) 	Health Department Staff Community Partners (specify)	Completed sections of MCH needs assessment template FY 18 LMCH Plan complete Other (specify)	Choose met or unmet.	

Goals for LHDs Receiving LMCH Funds

- Increase understanding of MCH status & disparities in MCH outcomes
- Deepen understanding of MCH needs as identified by community partners and families
- Identify the strengths and gaps in MCH infrastructure
- Use data to identify priority MCH needs
- Set clear goals and SMART objectives that respond to priority MCH needs
- Implement evidence-based strategies to meet goals and achieve objectives



“What if we don’t change at all ...
and something magical just happens?”


Balancing Rigor...

- Critical Features:
 - Partners are engaged in the process, especially those most impacted by the forces creating health inequities;
 - Multiple types of data are used to identify both strengths and needs;
 - The process is completed without pre-determined outcomes, such that evidence is used to select priorities and set objective targets; and
 - Strategies for improvement are grounded in evidence-based public health practice.



...with Flexibility

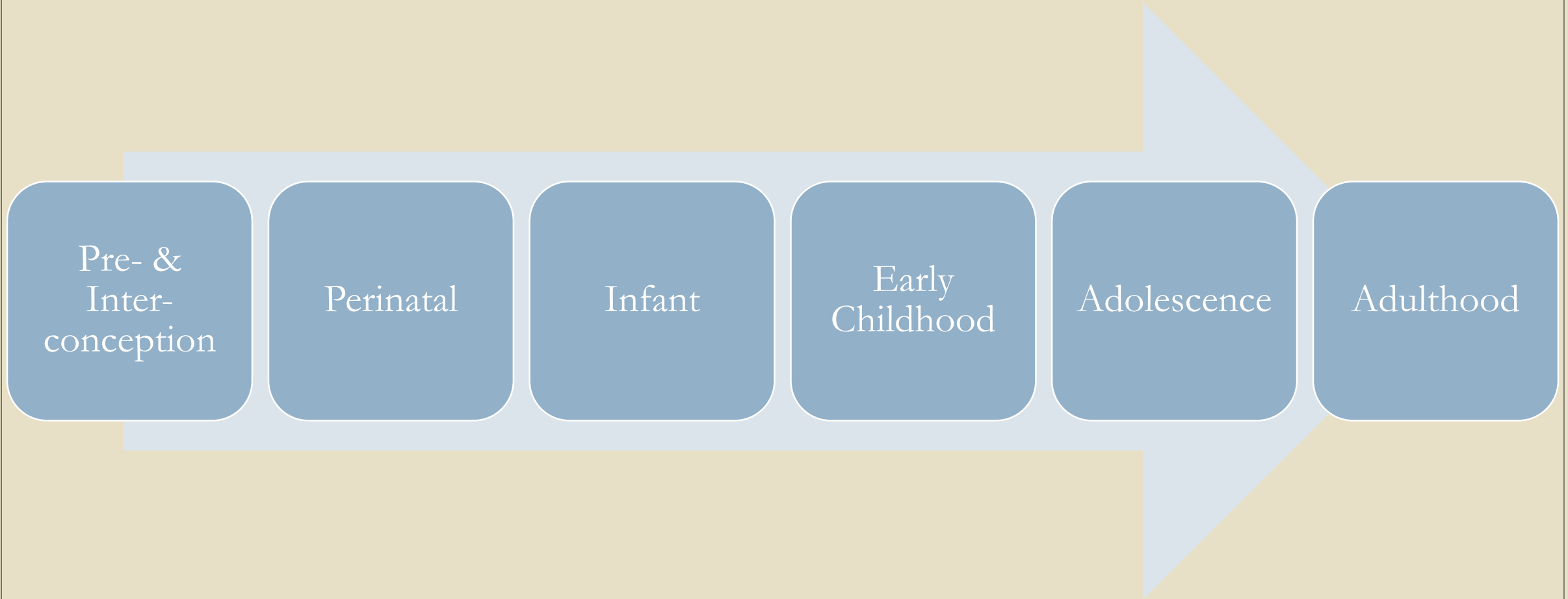
- Build from what's already in place & focus on what is feasible:
 - Link with CHA/CHIP/CHNA or other assessment activities if it makes sense to do so.
 - If a step has been completed, no need to do it again!
 - If this is all new, just take a step forward – don't tackle everything at once.



We Were Informed By:

- NACCHO's CHA/CHIP model - Mobilizing for Action through Planning and Partnerships (MAPP)
- Public Health Accreditation Board expectations for CHA/CHIP
- Home Visiting Exploration and Planning Process
- Life Course Metrics Project
 - Phases of the life course and how they impact each other
 - The influence of system and community forces on health behaviors and health outcomes

Life Course



Life Course

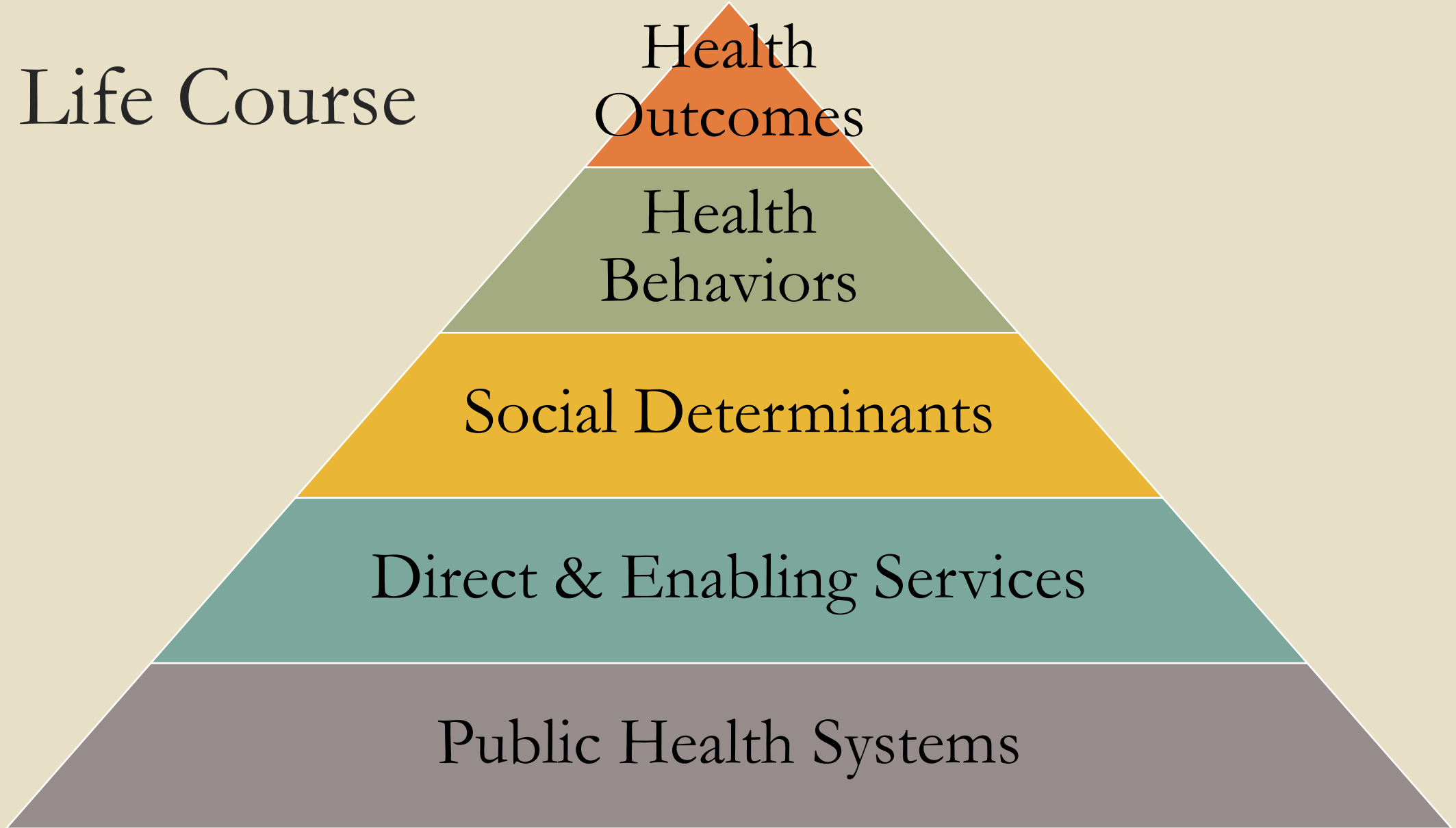
Health
Outcomes

Health
Behaviors

Social Determinants

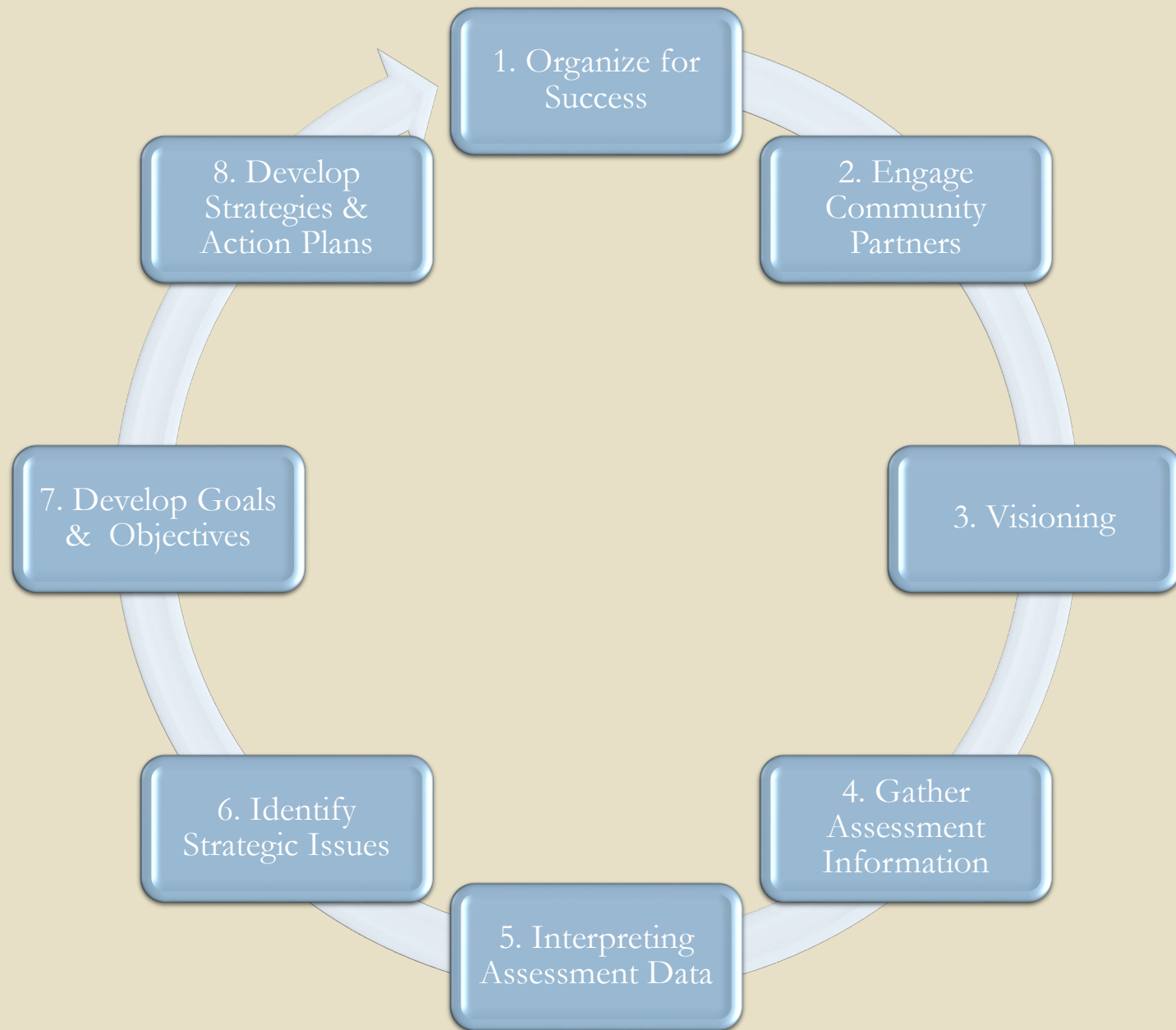
Direct & Enabling Services

Public Health Systems



The Process, In Brief

- MDHHS has partnered with the Michigan Public Health Institute (MPHI) to facilitate the process
- The process will begin in January 2017 and end in September 2017
- We will walk you through the steps of the needs assessment – introducing one step at a time
 - Each LHD will be at a different place, and that's okay!
- Webinars will be held to introduce each step
 - Webinars will be recorded and distributed for communities who cannot attend, or for watching a second time
- Communities will complete a needs assessment tool, developed by MDHHS and MPHI
 - Communities will complete each step, submit their work to MDHHS and MPHI, and receive feedback



Step 1: Organize for Success

- Identify an existing group of system partners, if available
- Identify a leadership team
- Decide how community members most impacted by the root causes of health inequity will be authentically involved
- Develop a timeline
- Identify barriers and strengths



Step 2: Engage Community Partners

- Identify participants, or build from existing group
 - Include traditional and non-traditional partners
- Identify individuals who are impacted by the root causes of health inequity and put in place supports that will support authentic engagement in the process
- Invite partners to engage in this process



Step 3: Visioning

- Develop vision & values
 - Common ground to return to through the process
 - Shared expectations about how the group will work together



Step 4: Assessments (3)



- Maternal Child Health Status Assessment
 - Required & recommended core metrics that reflect lifecourse
 - Population data provided by MDHHS & gathered locally
- Community Themes and Strengths
 - Addressing gaps in population health data & learning more about what MCH looks like from the perspective of community members
- Maternal and Child Health System Assessment
 - Discussion with system partners about how MCH services are delivered within the community

Step 5: Interpreting Assessment Data

- Convene partners
- Summarize key findings after each assessment
 - Strengths
 - Opportunities for improvement



Step 6: Identify Strategic Issues

- Look across assessments to identify findings that are related & generate themes
- Rephrase themes as questions that highlight strategic issues that, if answered, would improve MCH
- Prioritize strategic issues with partners



Step 7: Develop MCH Goals and Objectives

- Write one goal, or broad statement of what you hope to achieve, for each strategic issue
- Write one SMART objective, per goal, that includes a baseline and a target value



“If I had 60 minutes to solve a problem, I'd spend 55 minutes defining it, and 5 minutes solving it.” -- Albert Einstein.

Step 8: Identify Strategies and Develop an Action Plan

- Brainstorm potential strategies
- Prioritize strategies
- Develop an action plan



Next Steps

- Publish Webinar Schedule:
 - **Next Webinar January 4th, 11am-1pm**
- Release Steps 1, 2 & 3
- Over the next few weeks:
 - Identify anyone at your health department who should know about this project
 - Identify existing groups of MCH partners that might be right for this work
 - Think about potential linkages with your health departments' CHA/CHIP

Questions?





THANK YOU!