

Flint Waiver Progress Report

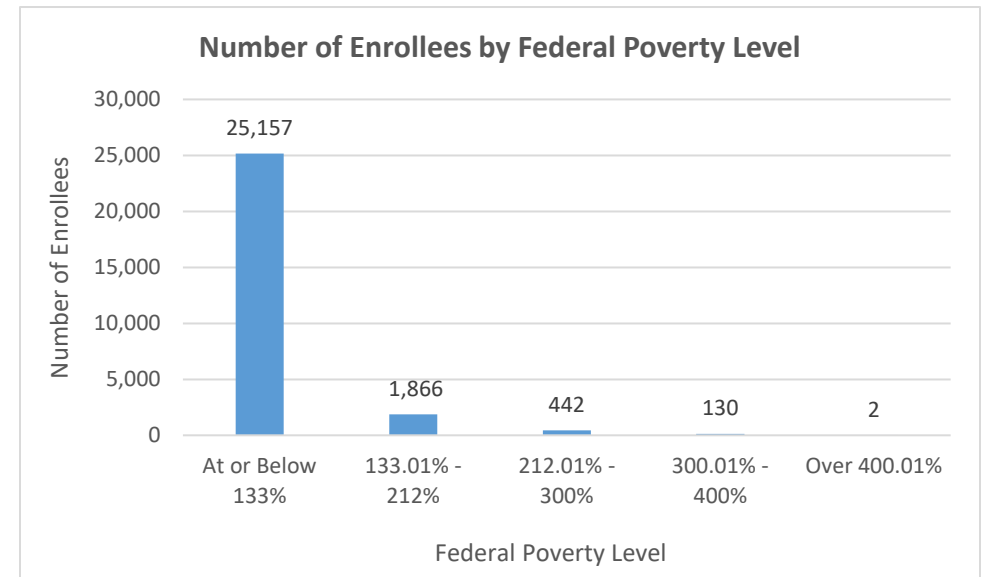
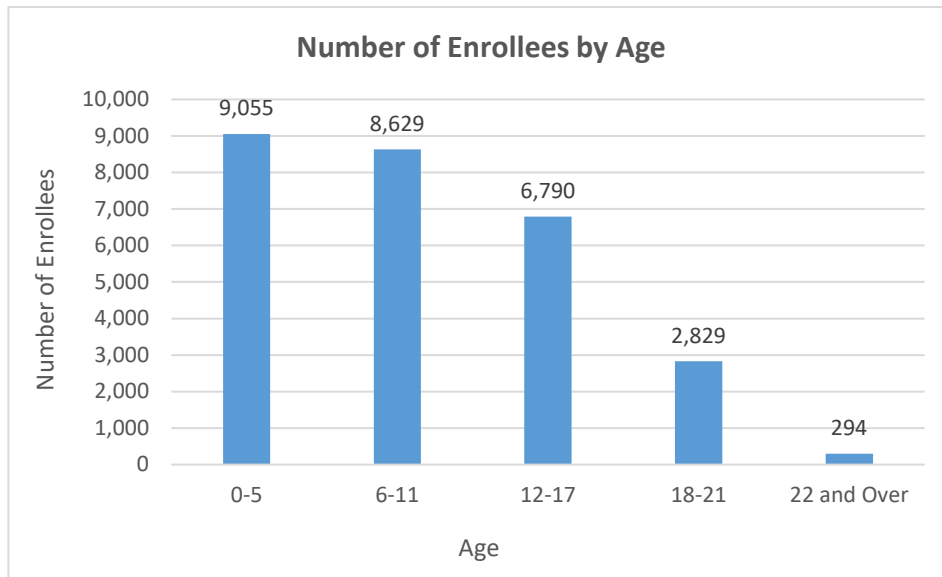
Thursday, December 28, 2017

TOTAL ENROLLEES: 27,597

Enrollment Breakdown

Gender		Pregnant Women and Under 21	
Male	13,843	Pregnant Women	461
Female	13,754	Under 21	27,136
Existing and New Enrollees		Type of Coverage	
Existing*	24,560	Full Coverage	27,539
New	3,037	Limited Coverage	44
		Spenddown	14

*Existing refers to people already enrolled as of 5/9/2016.

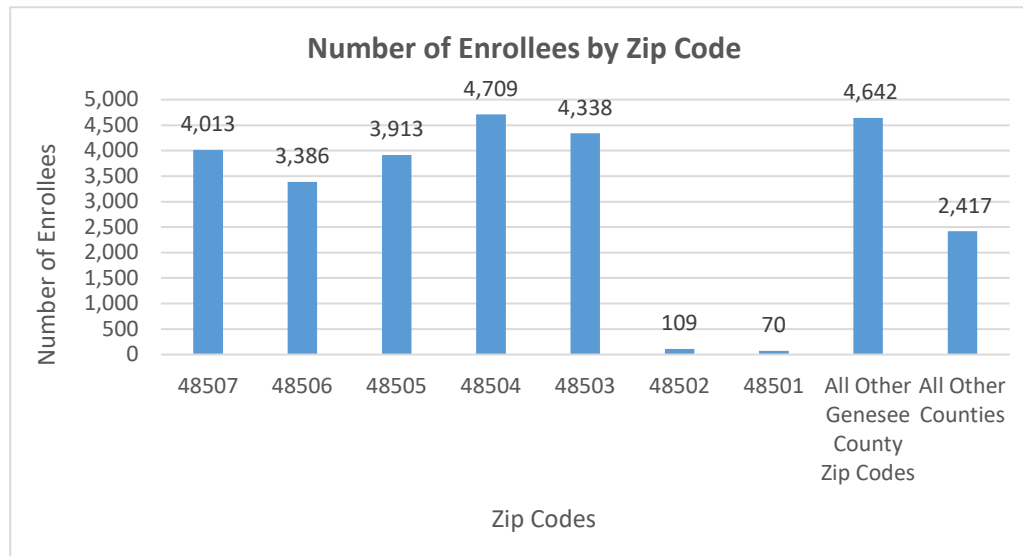
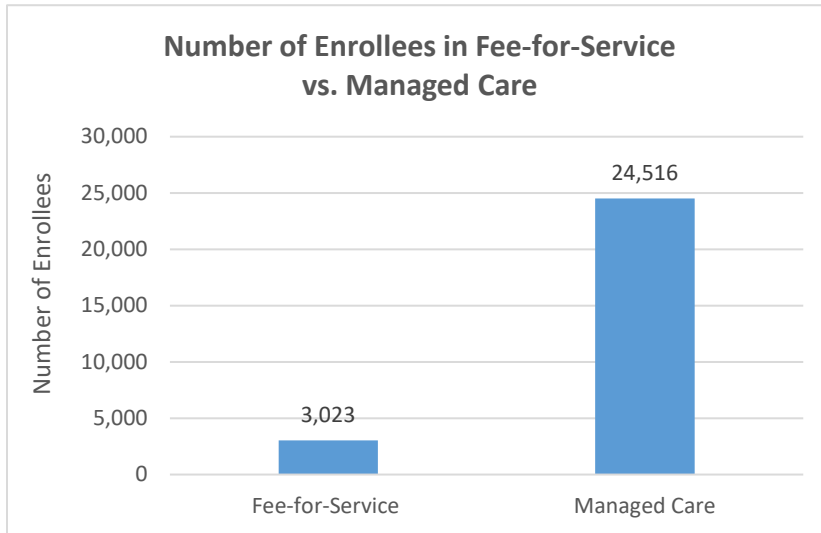


Flint Waiver Progress Report

Thursday, December 28, 2017

Health Plan Enrollment

Health Plan	Number of Enrollees	Percent of Total Enrollment
Aetna Better Health of Michigan	17	0.1%
Blue Cross Complete of Michigan	2,338	9.5%
HAP Midwest Health Plan	312	1.3%
Harbor Health Plan	3	0.0%
McLaren Health Plan	5,932	24.2%
Meridian Health Plan of Michigan	5,317	21.7%
Molina Healthcare of Michigan	9,650	39.4%
Priority Health Choice	18	0.1%
Total Health Care	21	0.1%
United Healthcare Community Plan	891	3.6%
Upper Peninsula Health Plan	17	0.1%



Application and Applicant Data (since 5/9/16)

Total Applications	19,389
Applicant Data	
Applicants approved	6,849
Applicants approved for other Medicaid health care programs	10,782
Applicants pending	56
Applicants denied	16,682
Total Applicants	34,369

Application data is a running total and will not match enrollment data referenced on page 1 due to data system variances and normal monthly enrollment changes.