

## Flint Waiver Progress Report

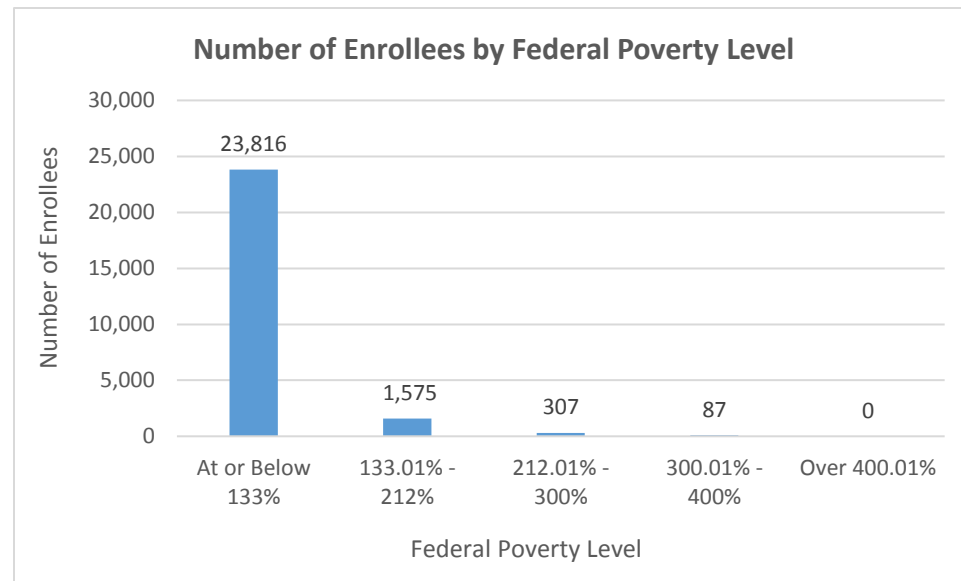
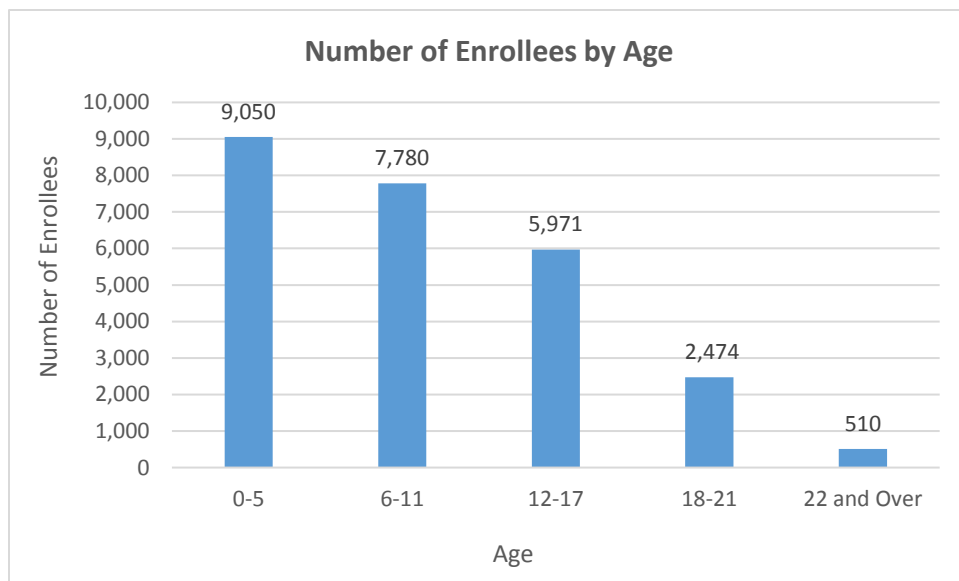
Tuesday, February 7, 2017

**TOTAL ENROLLEES: 25,785**

### Enrollment Break Down

Gender		Pregnant Women and Under 21	
Male	12,540	Pregnant Women	724
Female	13,245	Under 21	25,061
Existing and New Enrollees		Type of Coverage	
Existing*	23,456	Full Coverage	25,724
New	2,329	Limited Coverage	43
		Spenddown	8

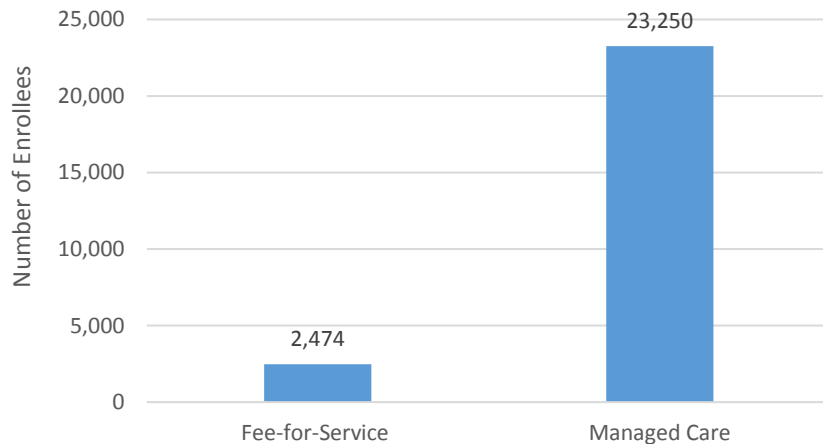
\*Existing refers to people already enrolled as of 5/9/2016.



## Flint Waiver Progress Report

Tuesday, February 7, 2017

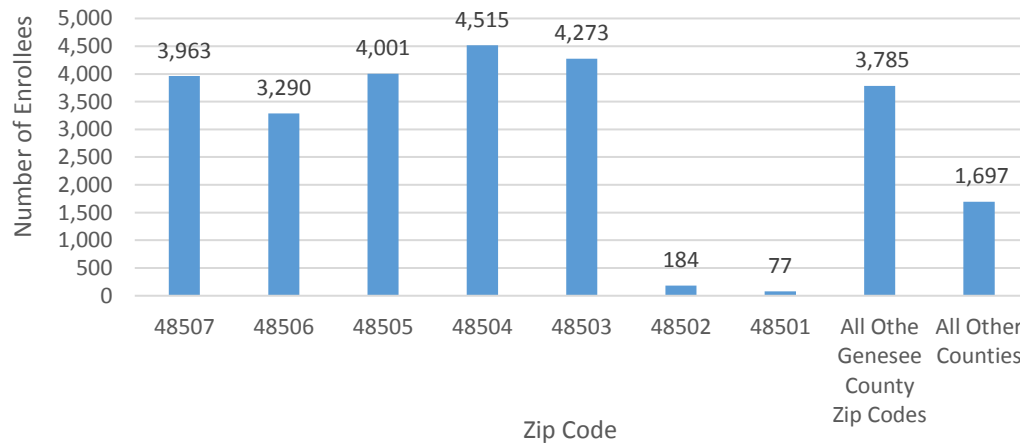
### Number of Enrollees in Fee-for-Service vs. Managed Care



### Health Plan Enrollment

Health Plan	Number of Enrollees	Percent of Total Enrollment
Aetna Better Health of Michigan	17	0.1%
Blue Cross Complete of Michigan	1,837	7.9%
HAP Midwest Health Plan	292	1.3%
Harbor Health Plan	2	0%
McLaren Health Plan	5,578	24%
Meridian Health Plan of Michigan	5,009	21.5%
Molina Healthcare of Michigan	9,683	41.6%
Priority Health Choice	15	0.1%
Total Health Care	21	0.1%
UnitedHealthcare Community Plan	781	3.4%
Upper Peninsula Health Plan	15	0.1%

### Number of Enrollees by Zip Code



### Application and Applicant Data (since 5/9/16)

<b>Total Applications</b>	<b>11,324</b>
<b>Applicant Data</b>	
Applicants approved	3,798
Applicants approved for other Medicaid health care programs	6,008
Applicants pending	101
Applicants denied	2,822
<b>Total Applicants</b>	<b>12,729</b>

*Application data is a running total and will not match enrollment data referenced on page one due to data system variances and normal monthly enrollment changes.*