

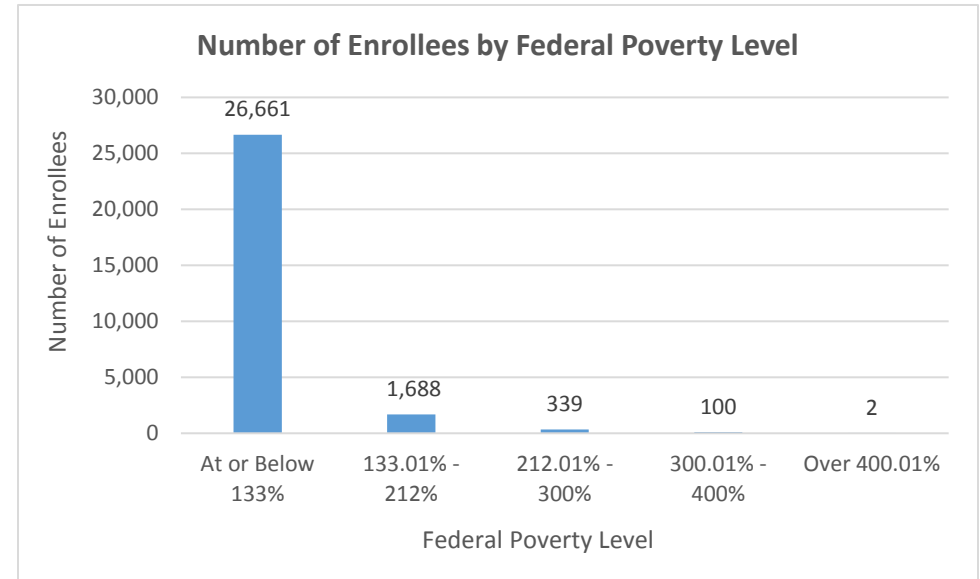
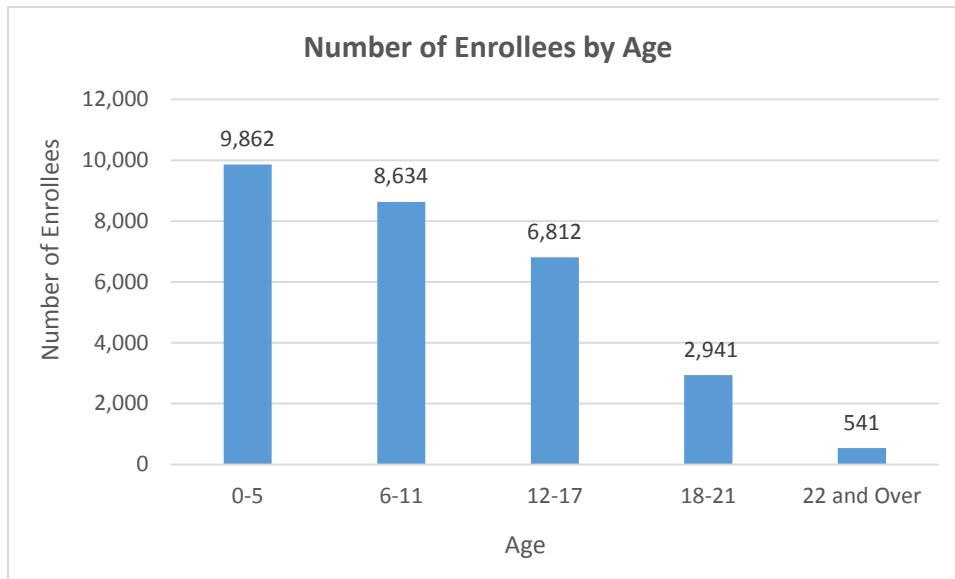
Flint Waiver Progress Report

Wednesday, June 14, 2017

TOTAL ENROLLEES: 28,790

Enrollment Break Down

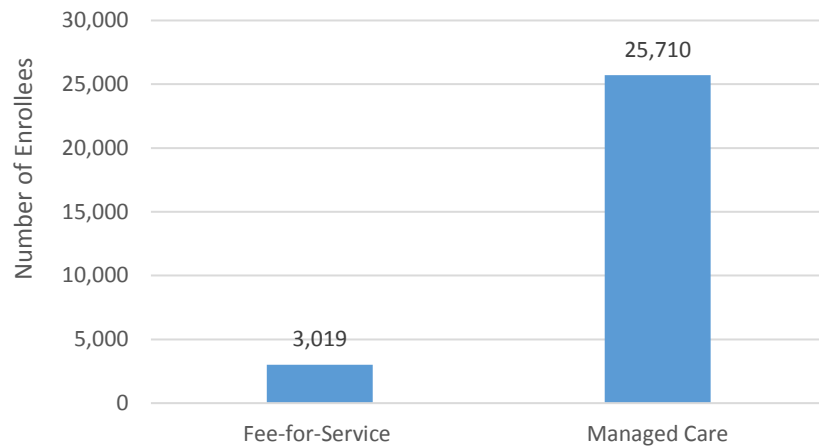
Gender		Pregnant Women and Under 21	
Male	14,283	Pregnant Women	770
Female	14,507	Under 21	28,020
Existing and New Enrollees		Type of Coverage	
Existing*	26,116	Full Coverage	28,729
New	2,674	Limited Coverage	53
*Existing refers to people already enrolled as of 5/9/2016.		Spenddown	8



Flint Waiver Progress Report

Wednesday, June 14, 2017

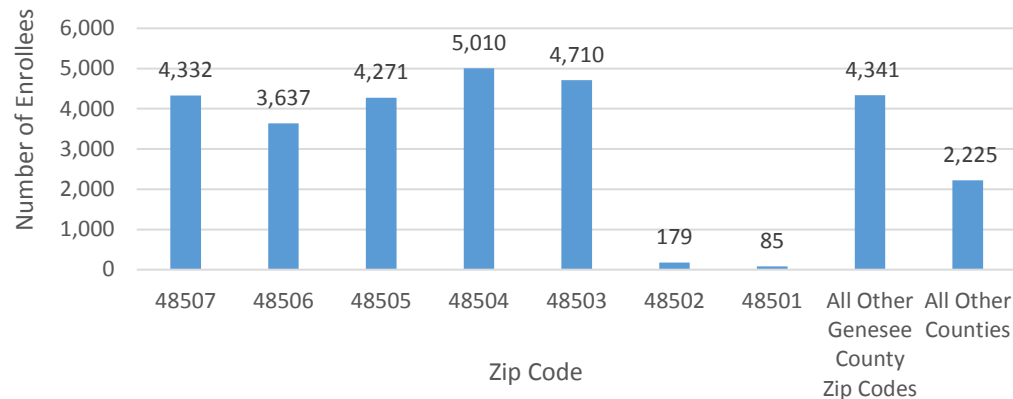
Number of Enrollees in Fee-for-Service vs. Managed Care



Health Plan Enrollment

Health Plan	Number of Enrollees	Percent of Total Enrollment
Aetna Better Health of Michigan	20	0.1%
Blue Cross Complete of Michigan	2,177	8.5%
HAP Midwest Health Plan	336	1.3%
Harbor Health Plan	3	0%
McLaren Health Plan	6,203	24.1%
Meridian Health Plan of Michigan	5,574	21.7%
Molina Healthcare of Michigan	10,439	40.6%
Priority Health Choice	21	0.1%
Total Health Care	25	0.1%
UnitedHealthcare Community Plan	893	3.5%
Upper Peninsula Health Plan	19	0.1%

Number of Enrollees by Zip Code



Application and Applicant Data (since 5/9/16)

Total Applications	14,858
Applicant Data	
Applicants approved	5,201
Applicants approved for other Medicaid health care programs	8,077
Applicants pending	68
Applicants denied	7,026
Total Applicants	20,372

Application data is a running total and will not match enrollment data referenced on page one due to data system variances and normal monthly enrollment changes.