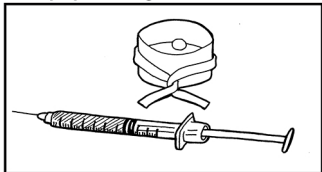
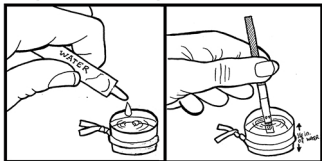


Directions

1. Prepare drugs in a fresh, clean cooker
2. Set prepared drugs aside:

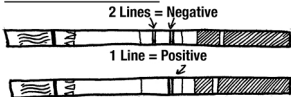


3. Add 1/4 inch clean water to drug residue
4. Dip end of test strip in water for 15 seconds



5. Check the strip after 5 minutes. One line means fentanyl, 2 lines means no fentanyl

After 5 Minutes:



- *Test may also be used with baggie residue.
- *Check any street drug, benzos, crack, meth, etc, as well as all opioids.
- *If test doesn't result in 1 or 2 lines it's invalid