

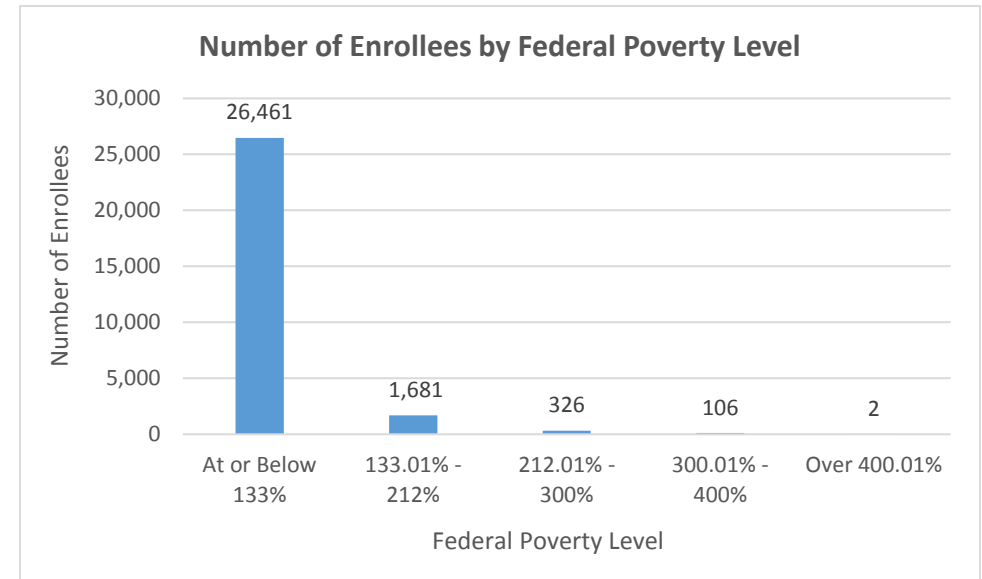
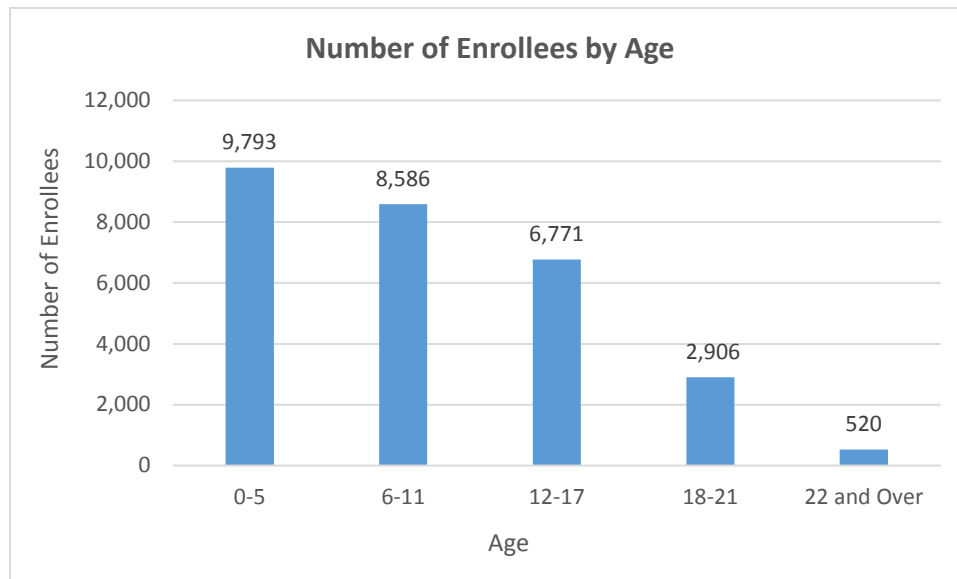
Flint Waiver Progress Report

Tuesday, June 6, 2017

TOTAL ENROLLEES: 28,518

Enrollment Break Down

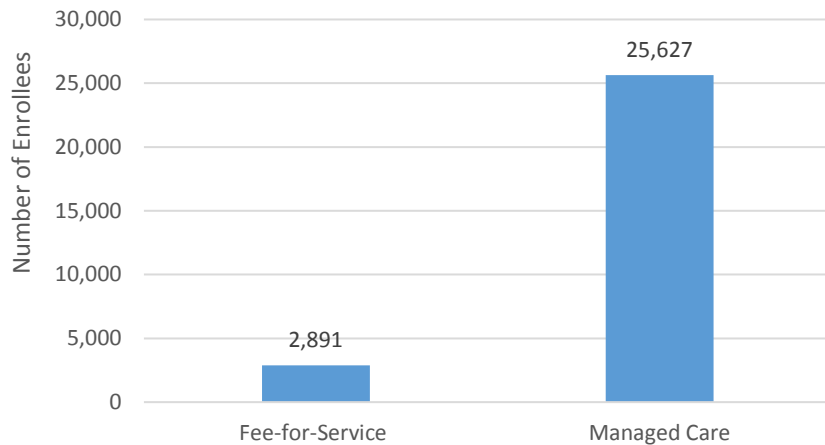
Gender		Pregnant Women and Under 21	
Male	14,178	Pregnant Women	755
Female	14,398	Under 21	27,821
Existing and New Enrollees		Type of Coverage	
Existing*	25,949	Full Coverage	28,518
New	2,627	Limited Coverage	52
<i>*Existing refers to people already enrolled as of 5/9/2016.</i>		Spenddown	6



Flint Waiver Progress Report

Tuesday, June 6, 2017

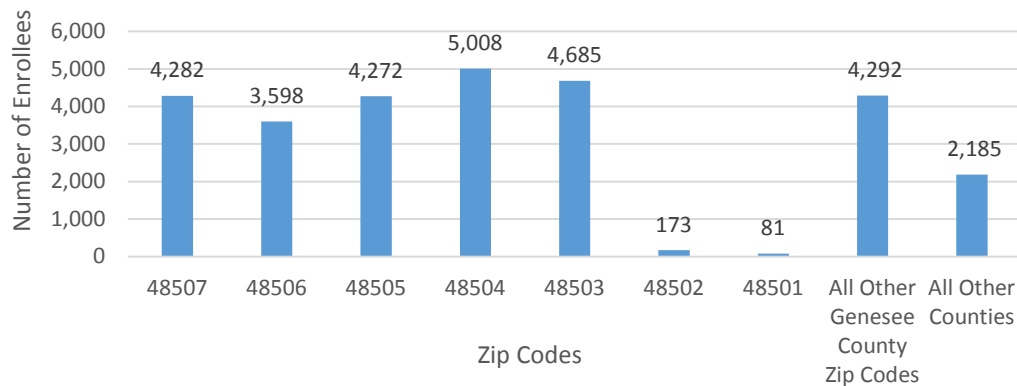
Number of Enrollees in Fee-for-Service vs. Managed Care



Health Plan Enrollment

Health Plan	Number of Enrollees	Percent of Total Enrollment
Aetna Better Health of Michigan	20	0.1%
Blue Cross Complete of Michigan	2,172	8.5%
HAP Midwest Health Plan	334	1.3%
Harbor Health Plan	3	0%
McLaren Health Plan	6,182	24.1%
Meridian Health Plan of Michigan	5,556	21.7%
Molina Healthcare of Michigan	10,408	40.6%
Priority Health Choice	21	0.1%
Total Health Care	25	0.1%
UnitedHealthcare Community Plan	887	3.5%
Upper Peninsula Health Plan	19	0.1%

Number of Enrollees by Zip Code



Application and Applicant Data (since 5/9/16)

Total Applications	14,725
Applicant Data	
Applicants approved	5,146
Applicants approved for other Medicaid health care programs	7,984
Applicants pending	64
Applicants denied	6,850
Total Applicants	20,044

Application data is a running total and will not match enrollment data referenced on page one due to data system variances and normal monthly enrollment changes.