

## Flint Waiver Progress Report

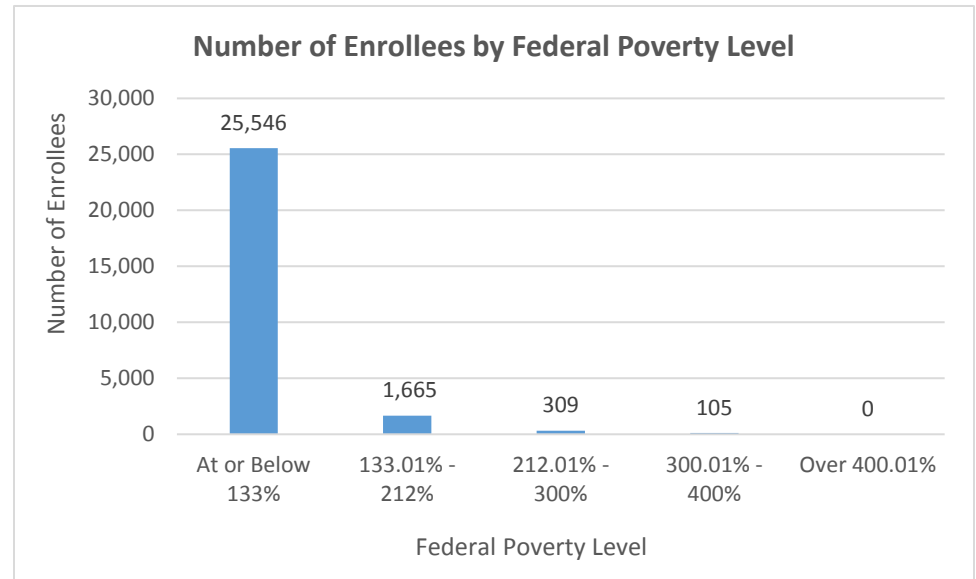
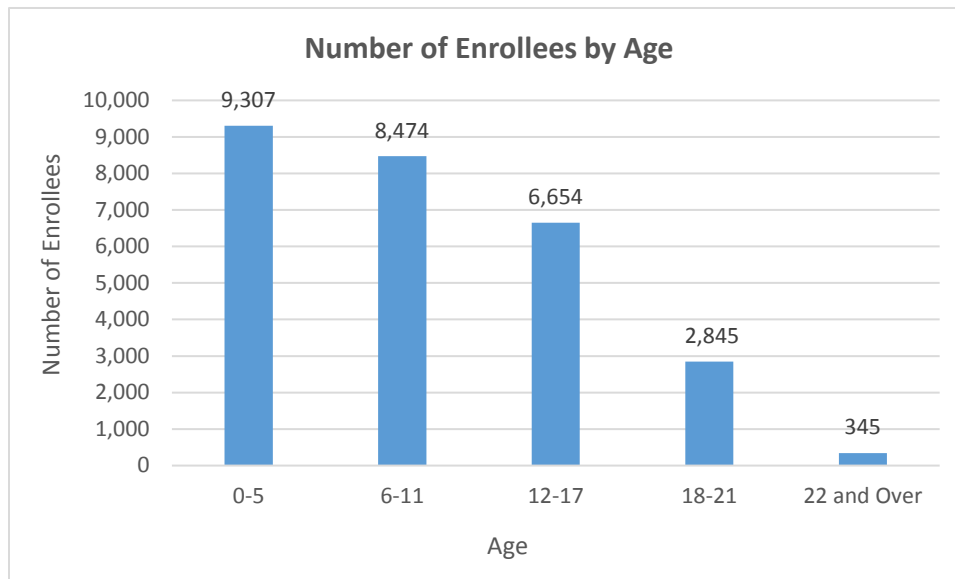
Wednesday, May 17, 2017

**TOTAL ENROLLEES: 27,625**

### Enrollment Break Down

Gender		Pregnant Women and Under 21	
Male	13,784	Pregnant Women	571
Female	13,841	Under 21	27,054
Existing and New Enrollees		Type of Coverage	
Existing*	24,970	Full Coverage	27,567
New	2,655	Limited Coverage	51
		Spenddown	7

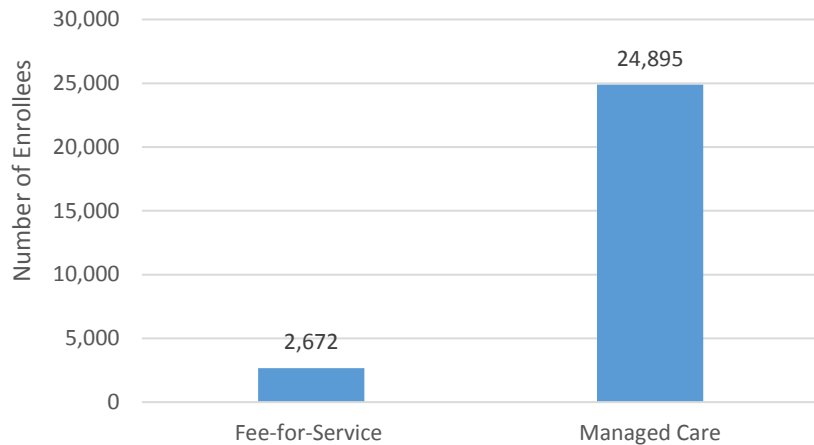
\*Existing refers to people already enrolled as of 5/9/2016.



## Flint Waiver Progress Report

Wednesday, May 17, 2017

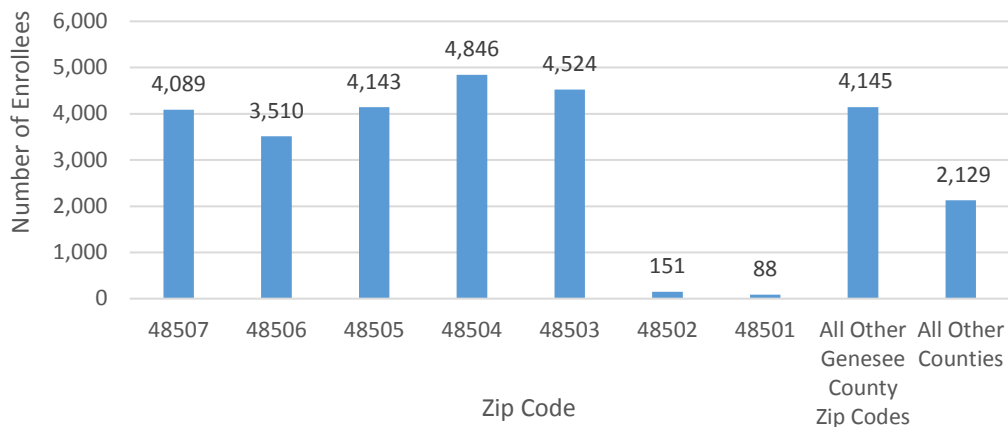
### Number of Enrollees in Fee-for-Service vs. Managed Care



### Health Plan Enrollment

Health Plan	Number of Enrollees	Percent of Total Enrollment
Aetna Better Health of Michigan	19	0.1%
Blue Cross Complete of Michigan	2,046	8.2%
HAP Midwest Health Plan	303	1.2%
Harbor Health Plan	3	0%
McLaren Health Plan	5,987	24.0%
Meridian Health Plan of Michigan	5,398	21.7%
Molina Healthcare of Michigan	10,218	41.0%
Priority Health Choice	20	0.1%
Total Health Care	25	0.1%
UnitedHealthcare Community Plan	856	3.4%
Upper Peninsula Health Plan	20	0.1%

### Number of Enrollees by Zip Code



### Application and Applicant Data (since 5/9/16)

<b>Total Applications</b>	<b>14,105</b>
<b>Applicant Data</b>	
Applicants approved	4,923
Applicants approved for other Medicaid health care programs	7,622
Applicants pending	70
Applicants denied	6,034
<b>Total Applicants</b>	<b>18,649</b>

*Application data is a running total and will not match enrollment data referenced on page one due to data system variances and normal monthly enrollment changes.*