

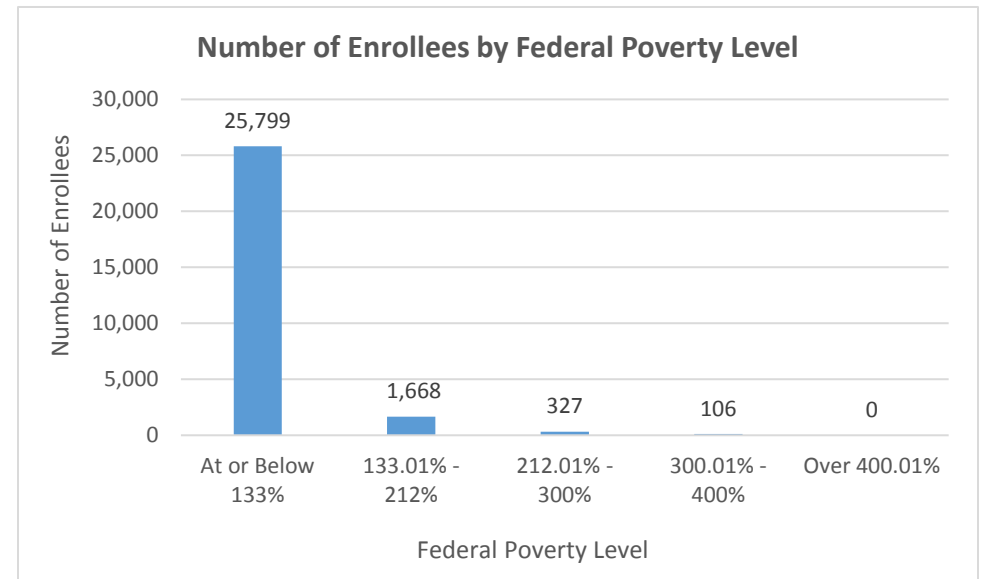
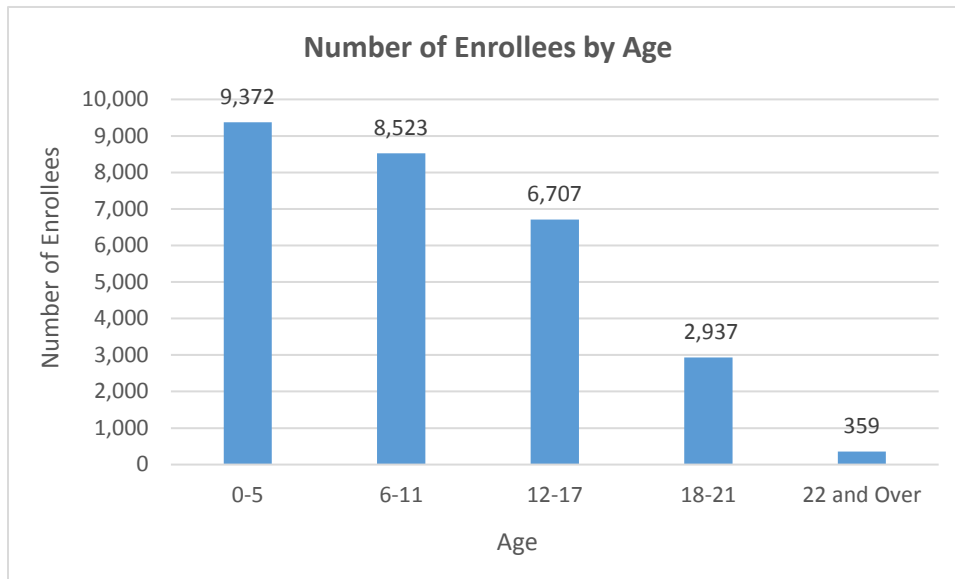
## Flint Waiver Progress Report

Wednesday, May 31, 2017

**TOTAL ENROLLEES: 27,898**

### Enrollment Break Down

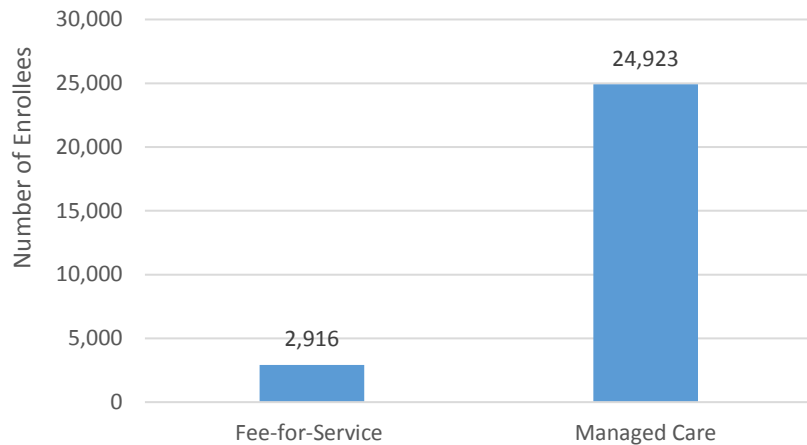
Gender		Pregnant Women and Under 21	
Male	13,902	Pregnant Women	581
Female	13,996	Under 21	27,317
Existing and New Enrollees		Type of Coverage	
Existing*	25,109	Full Coverage	27,839
New	2,789	Limited Coverage	52
*Existing refers to people already enrolled as of 5/9/2016.		Spenddown	7



## Flint Waiver Progress Report

Wednesday, May 31, 2017

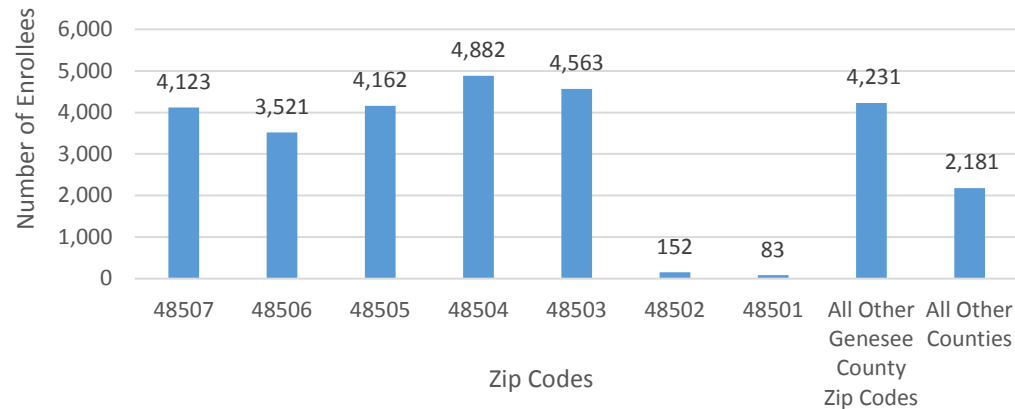
**Number of Enrollees in Fee-for-Service vs. Managed Care**



**Health Plan Enrollment**

Health Plan	Number of Enrollees	Percent of Total Enrollment
Aetna Better Health of Michigan	19	0.1%
Blue Cross Complete of Michigan	2,053	8.2%
HAP Midwest Health Plan	304	1.2%
Harbor Health Plan	3	0%
McLaren Health Plan	5,987	24.4%
Meridian Health Plan of Michigan	5,410	21.7%
Molina Healthcare of Michigan	10,225	41%
Priority Health Choice	20	0.1%
Total Health Care	25	0.1%
UnitedHealthcare Community Plan	857	3.4%
Upper Peninsula Health Plan	20	0.1%

**Number of Enrollees by Zip Code**



**Application and Applicant Data (since 5/9/16)**

<b>Total Applications</b>	<b>14,551</b>
<b>Applicant Data</b>	
Applicants approved	5,073
Applicants approved for other Medicaid health care programs	7,883
Applicants pending	68
Applicants denied	6,574
<b>Total Applicants</b>	<b>19,598</b>

*Application data is a running total and will not match enrollment data referenced on page one due to data system variances and normal monthly enrollment changes.*