

## Flint Waiver Progress Report

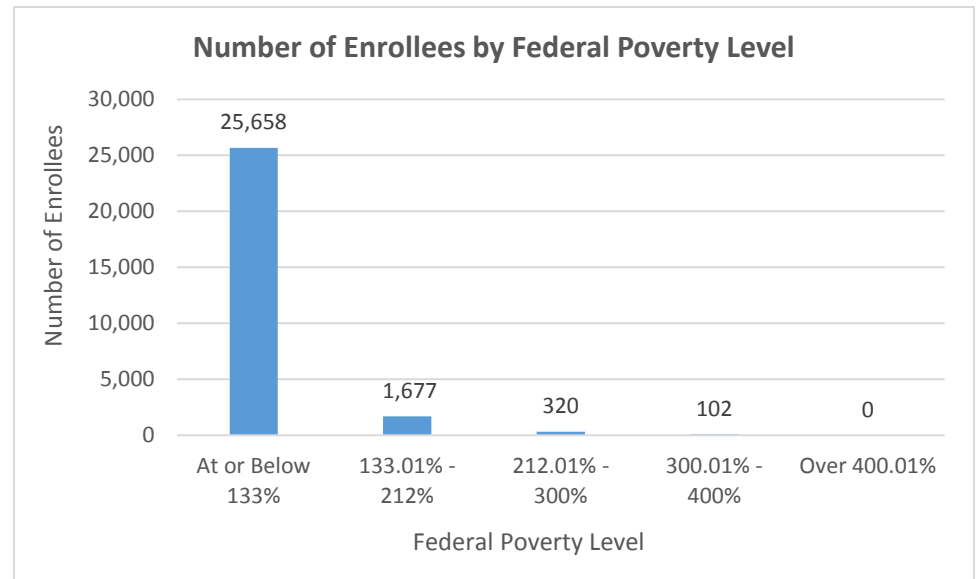
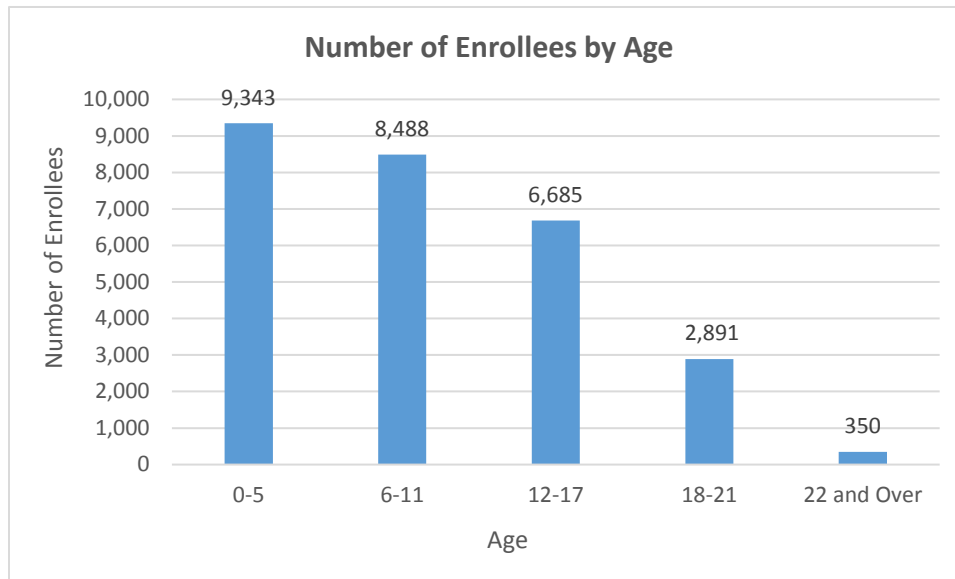
Tuesday, May 23, 2017

**TOTAL ENROLLEES: 27,757**

### Enrollment Break Down

Gender		Pregnant Women and Under 21	
Male	13,843	Pregnant Women	570
Female	13,914	Under 21	27,187
Existing and New Enrollees		Type of Coverage	
Existing*	25,047	Full Coverage	27,700
New	2,710	Limited Coverage	50
		Spenddown	7

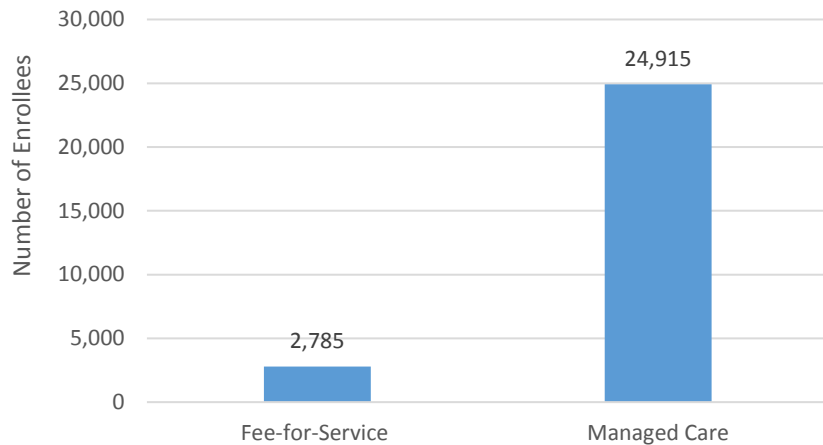
\*Existing refers to people already enrolled as of 5/9/2016.



## Flint Waiver Progress Report

Tuesday, May 23, 2017

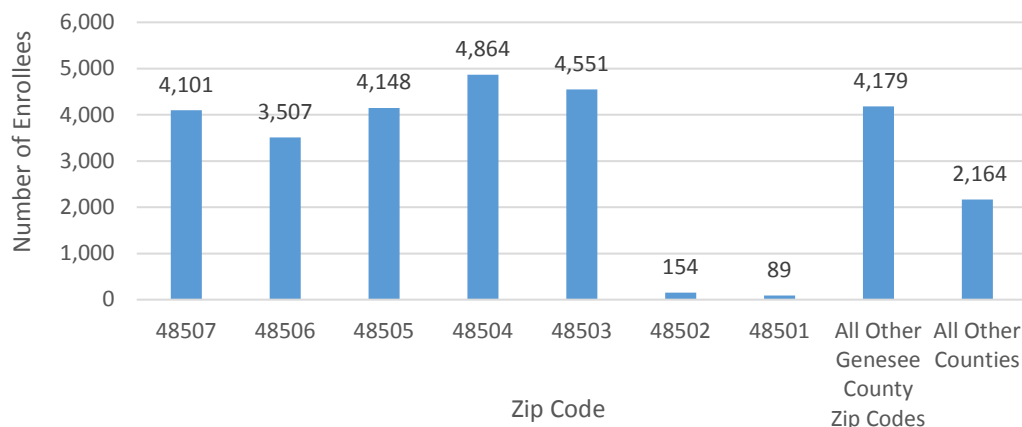
### Number of Enrollees by Fee-for-Service vs. Managed Care



### Health Plan Enrollment

Health Plan	Number of Enrollees	Percent of Total Enrollment
Aetna Better Health of Michigan	19	0.1%
Blue Cross Complete of Michigan	2,053	8.2%
HAP Midwest Health Plan	304	1.2%
Harbor Health Plan	3	0%
McLaren Health Plan	5,993	24.4%
Meridian Health Plan of Michigan	5,403	21.7%
Molina Healthcare of Michigan	10,219	41%
Priority Health Choice	20	0.1%
Total Health Care	25	0.1%
UnitedHealthcare Community Plan	856	3.4%
Upper Peninsula Health Plan	20	0.1%

### Number of Enrollees by Zip Code



### Application and Applicant Data (since 5/9/16)

<b>Total Applications</b>	<b>14,329</b>
<b>Applicant Data</b>	
Applicants approved	4,988
Applicants approved for other Medicaid health care programs	7,771
Applicants pending	83
Applicants denied	6,264
<b>Total Applicants</b>	<b>19,106</b>

Application data is a running total and will not match enrollment data referenced on page one due to data system variances and normal monthly enrollment changes.