

Flint Waiver Progress Report

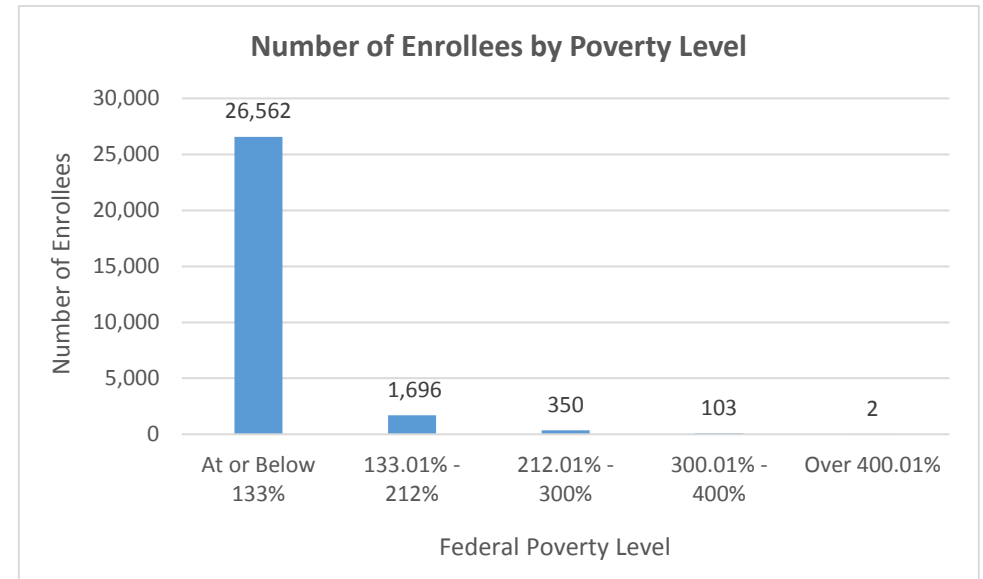
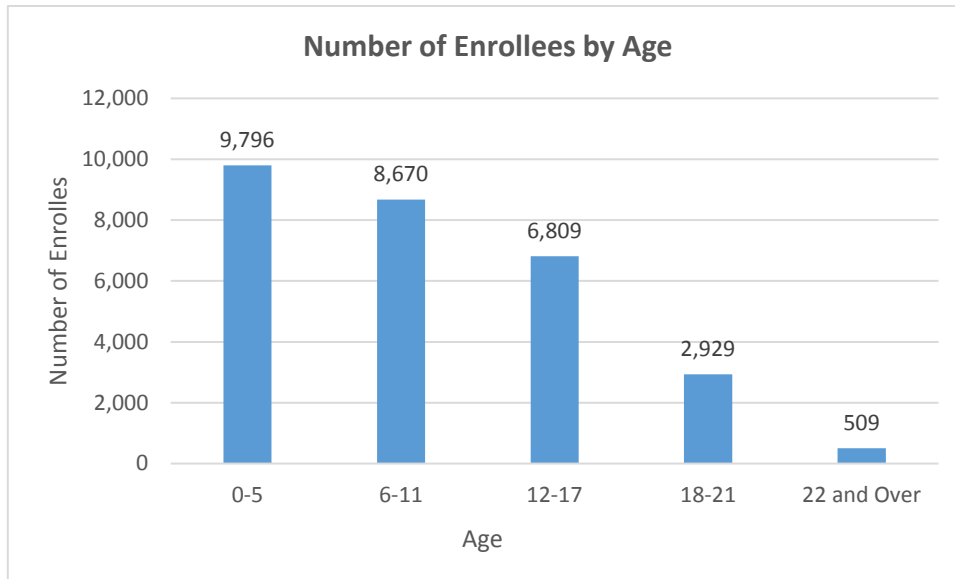
Tuesday, July 18, 2017

TOTAL ENROLLEES: 28,713

Enrollment Break Down

Gender		Pregnant Women and Under 21	
Male	14,249	Pregnant Women	729
Female	14,464	Under 21	27,984
Existing and New Enrollees		Type of Coverage	
Existing*	26,022	Full Coverage	28,647
New	2,691	Limited Coverage	57
		Spenddown	9

*Existing refers to people already enrolled as of 5/9/2016.



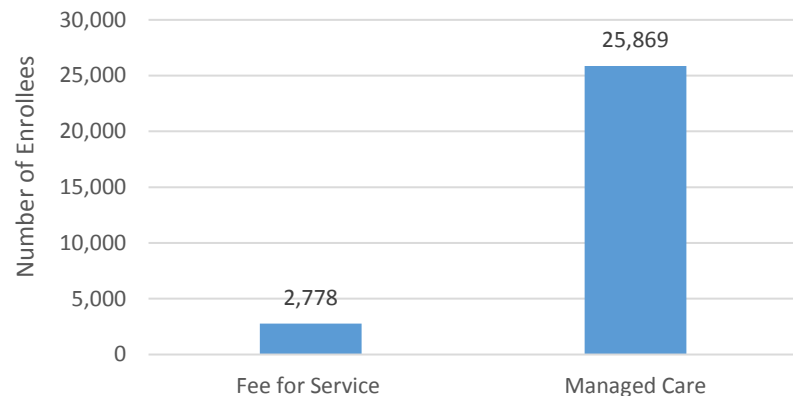
Flint Waiver Progress Report

Tuesday, July 18, 2017

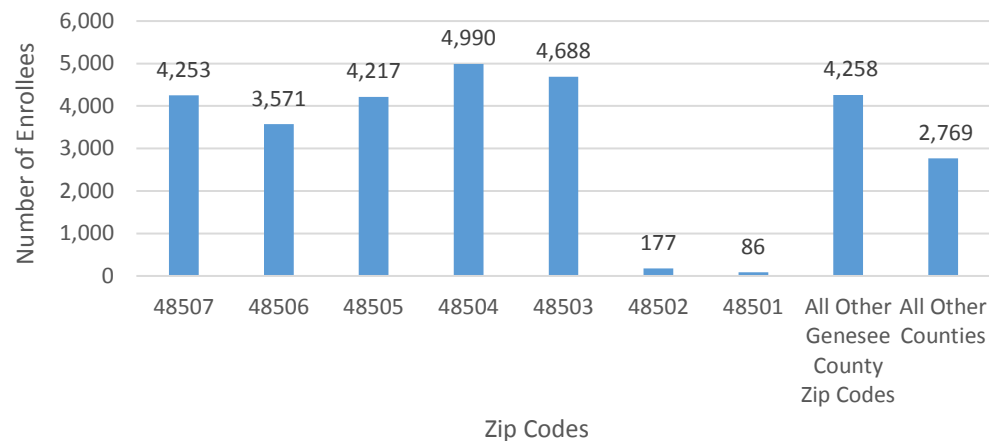
Health Plan Enrollment

Health Plan	Number of Enrollees	Percent of Total Enrollment
Aetna Better Health of Michigan	24	0.1%
Blue Cross Complete of Michigan	2,303	8.9%
HAP Midwest Health Plan	347	1.3%
Harbor Health Plan	3	0%
McLaren Health Plan	6,239	24.1%
Meridian Health Plan of Michigan	5,621	21.7%
Molina Healthcare of Michigan	10,344	40%
Priority Health Choice	21	0.1%
Total Health Care	24	0.1%
United Healthcare Community Plan	922	3.6%
Upper Peninsula Health Plan	21	0.1%

Number of Enrollees in Fee-for-Service vs. Managed Care



Number of Enrollees by Zip Code



Application and Applicant Data (since 5/9/16)

Total Applications	15,685
Applicant Data	
Applicants approved	5,498
Applicants approved for other Medicaid health care programs	8,582
Applicants pending	57
Applicants denied	8,343
Total Applicants	22,480

Application data is a running total and will not match enrollment data referenced on page one due to data system variances and normal monthly enrollment changes.