

Flint Waiver Progress Report

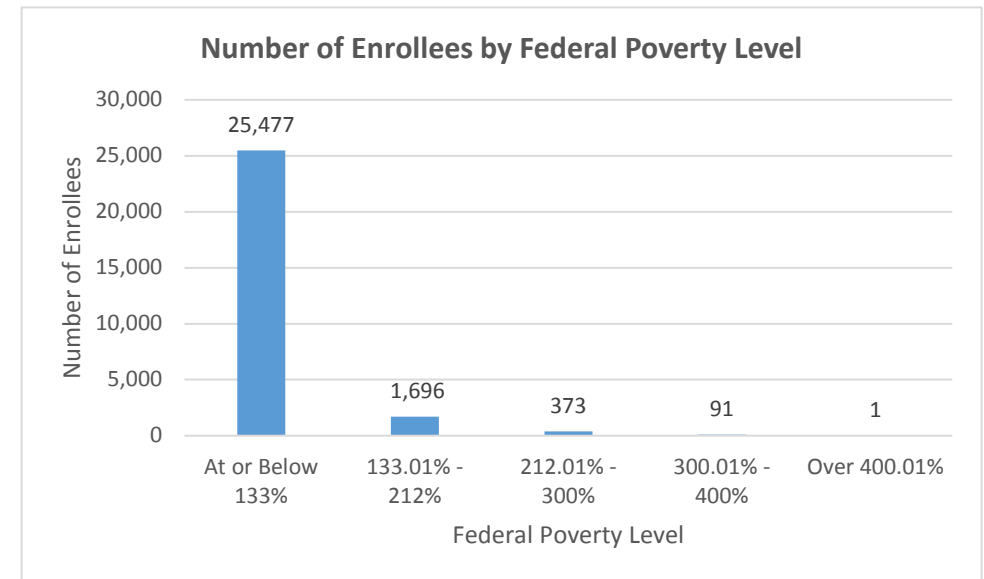
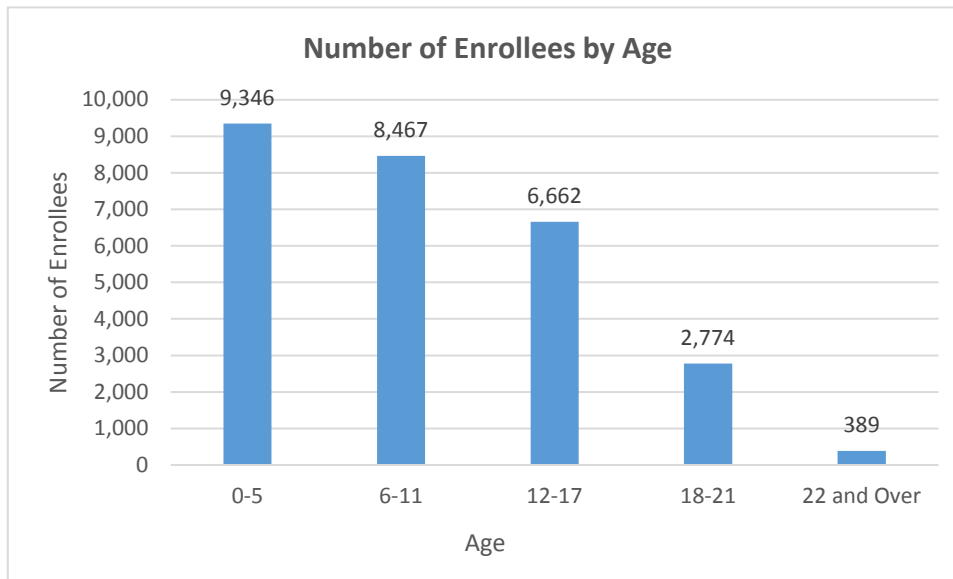
Thursday, September 7, 2017

TOTAL ENROLLEES: 27,638

Enrollment Break Down

Gender		Pregnant Women and Under 21	
Male	13,765	Pregnant Women	583
Female	13,873	Under 21	27,055
Existing and New Enrollees		Type of Coverage	
Existing*	24,934	Full Coverage	27,571
New	2,704	Limited Coverage	47
		Spenddown	20

*Existing refers to people already enrolled as of 5/9/2016.



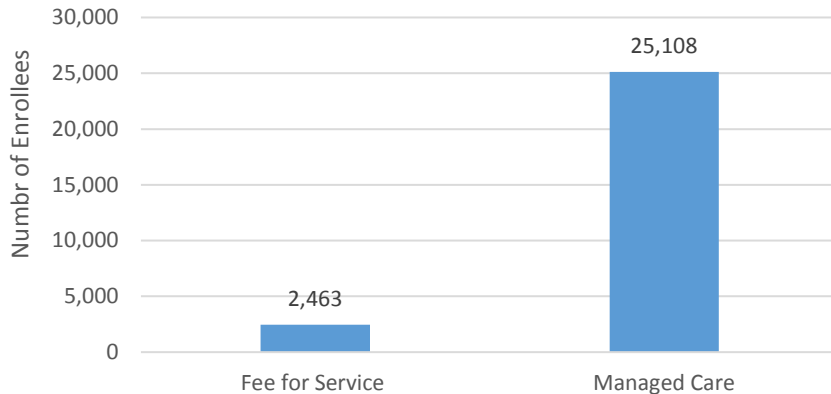
Flint Waiver Progress Report

Thursday, September 7, 2017

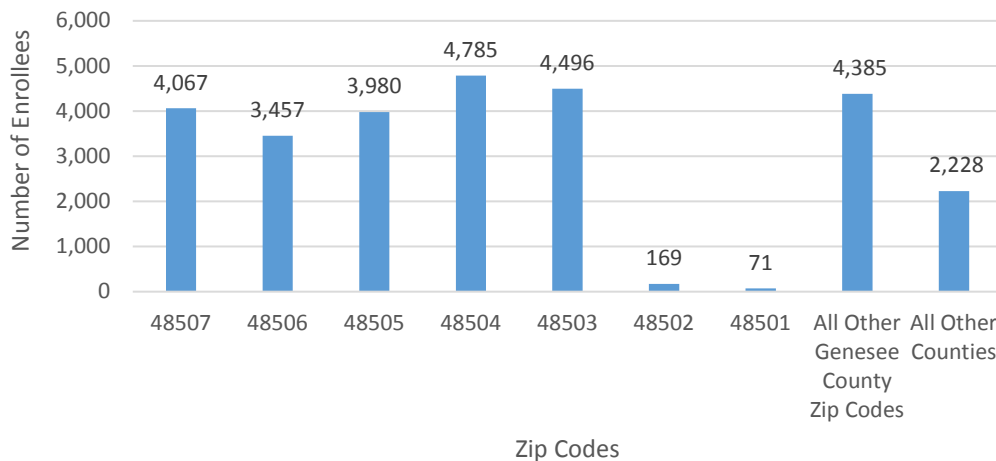
Health Plan Enrollment

Health Plan	Number of Enrollees	Percent of Total Enrollment
Aetna Better Health of Michigan	17	0.1%
Blue Cross Complete of Michigan	2,376	9.5%
HAP Midwest Health Plan	351	1.4%
Harbor Health Plan	3	0.0%
McLaren Health Plan	6,056	24.1%
Meridian Health Plan of Michigan	5,400	21.5%
Molina Healthcare of Michigan	9,947	39.6%
Priority Health Choice	22	0.1%
Total Health Care	24	0.1%
United Healthcare Community Plan	887	3.5%
Upper Peninsula Health Plan	25	0.1%

Number of Enrollees in Fee-for-Service vs. Managed Care



Number of Enrollees by Zip Code



Application and Applicant Data (since 5/9/16)

Total Applications	16,893
Applicant Data	
Applicants approved	5,934
Applicants approved for other Medicaid health care programs	9,280
Applicants pending	62
Applicants denied	10,689
Total Applicants	25,965

Application data is a running total and will not match enrollment data referenced on page one due to data system variances and normal monthly enrollment changes.