

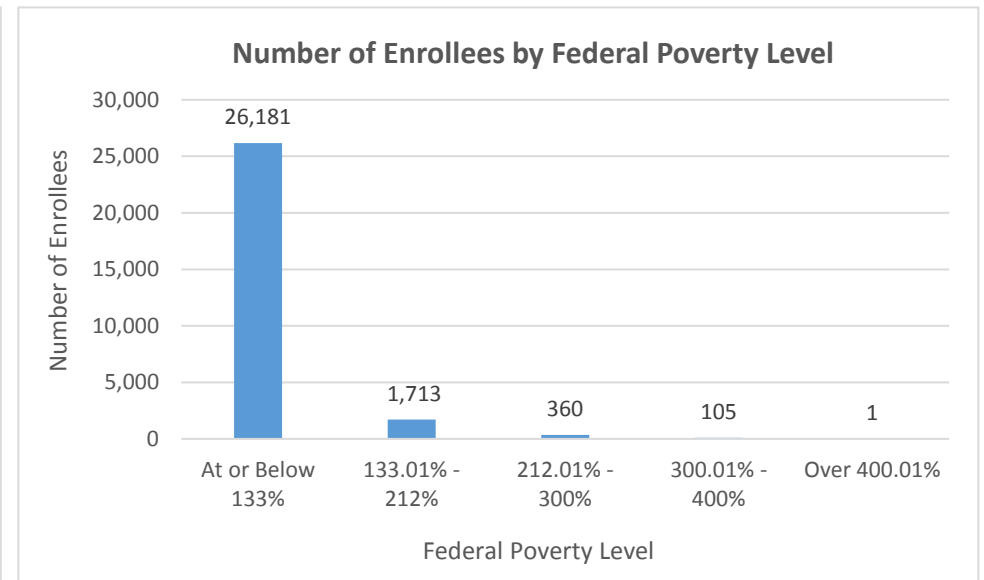
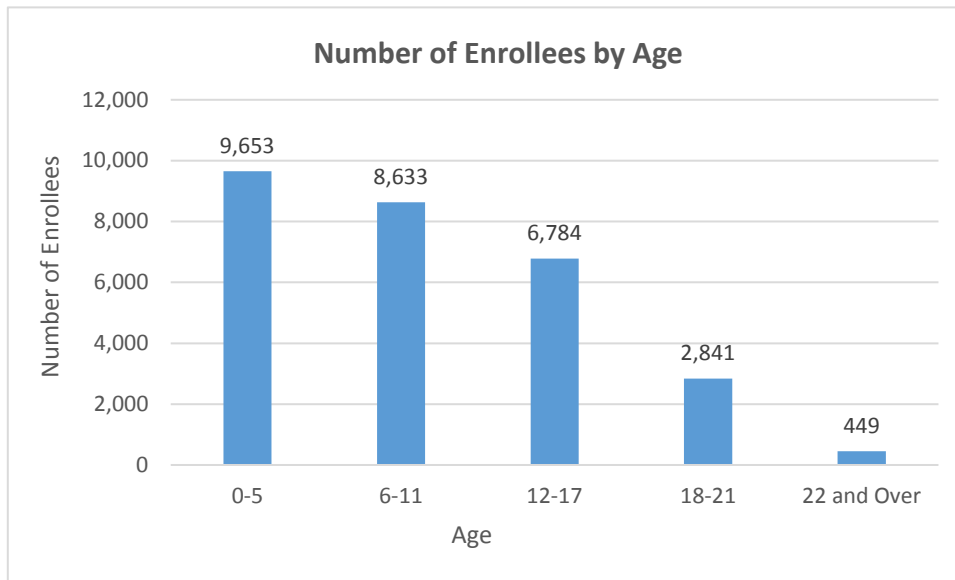
## Flint Waiver Progress Report

Wednesday, August 9, 2017

**TOTAL ENROLLEES: 28,360**

### Enrollment Break Down

Gender		Pregnant Women and Under 21	
Male	14,138	Pregnant Women	645
Female	14,222	Under 21	27,715
Existing and New Enrollees		Type of Coverage	
Existing*	25,699	Full Coverage	28,282
New	2,661	Limited Coverage	56
*Existing refers to people already enrolled as of 5/9/2016.		Spenddown	22

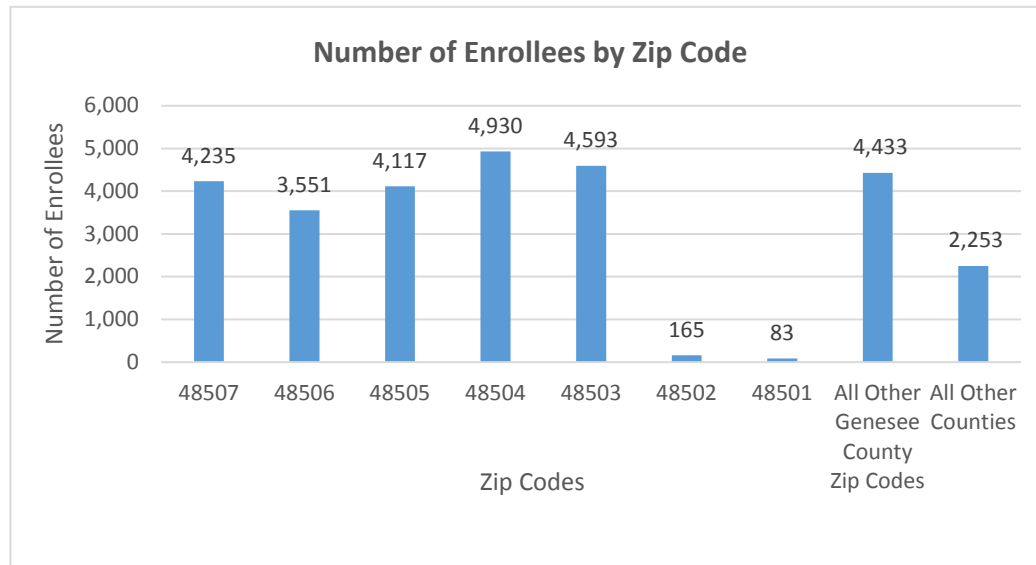
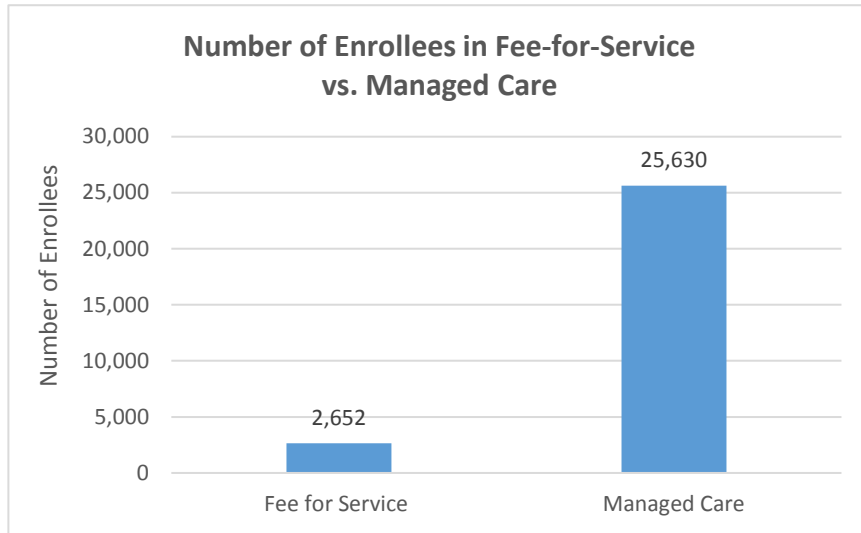


## Flint Waiver Progress Report

Wednesday, August 9, 2017

### Health Plan Enrollment

Health Plan	Number of Enrollees	Percent of Total Enrollment
Aetna Better Health of Michigan	19	0.1%
Blue Cross Complete of Michigan	2,348	9.2%
HAP Midwest Health Plan	349	1.4%
Harbor Health Plan	3	0.0%
McLaren Health Plan	6,175	24.1%
Meridian Health Plan of Michigan	5,543	21.6%
Molina Healthcare of Michigan	10,208	39.8%
Priority Health Choice	21	0.1%
Total Health Care	23	0.1%
United Healthcare Community Plan	913	3.6%
Upper Peninsula Health Plan	28	0.1%



### Application and Applicant Data (since 5/9/16)

<b>Total Applications</b>	<b>16,160</b>
<b>Applicant Data</b>	
Applicants approved	5,661
Applicants approved for other Medicaid health care programs	8,865
Applicants pending	52
Applicants denied	9,273
<b>Total Applicants</b>	<b>23,851</b>

Application data is a running total and will not match enrollment data referenced on page one due to data system variances and normal monthly enrollment changes.