

## Flint Waiver Progress Report

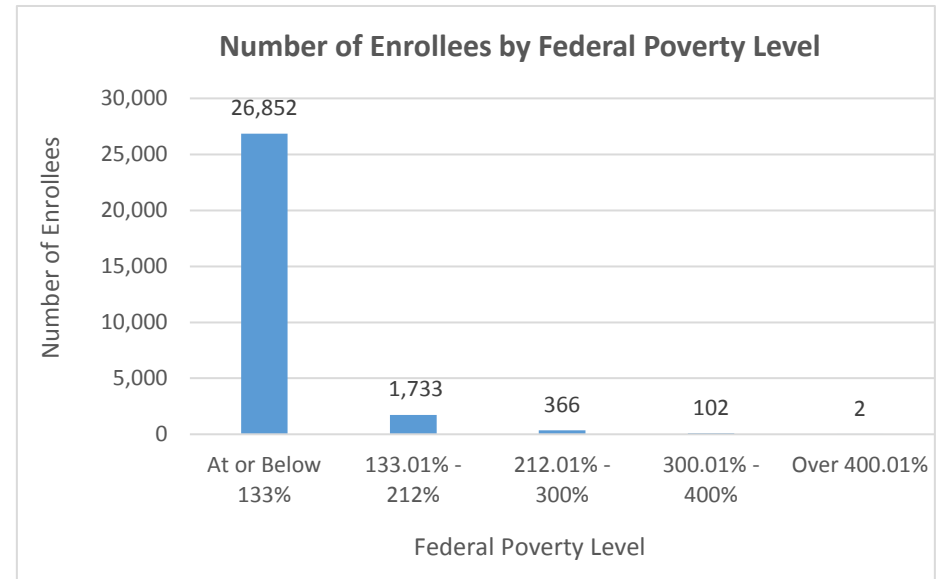
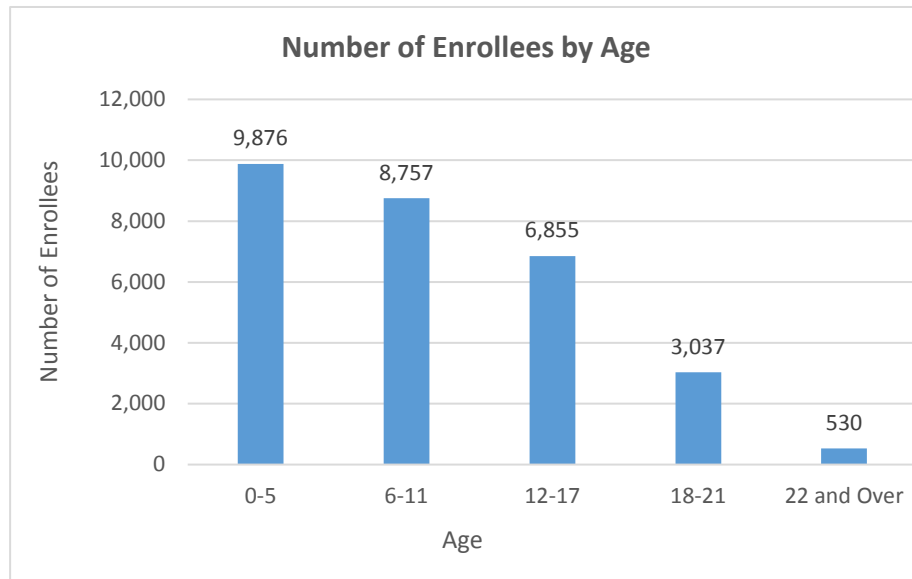
Tuesday, August 1, 2017

**TOTAL ENROLLEES: 29,055**

### Enrollment Break Down

Gender		Pregnant Women and Under 21	
Male	14,410	Pregnant Women	741
Female	14,645	Under 21	28,314
Existing and New Enrollees		Type of Coverage	
Existing*	26,239	Full Coverage	28,993
New	2,816	Limited Coverage	53
		Spenddown	9

\*Existing refers to people already enrolled as of 5/9/2016.

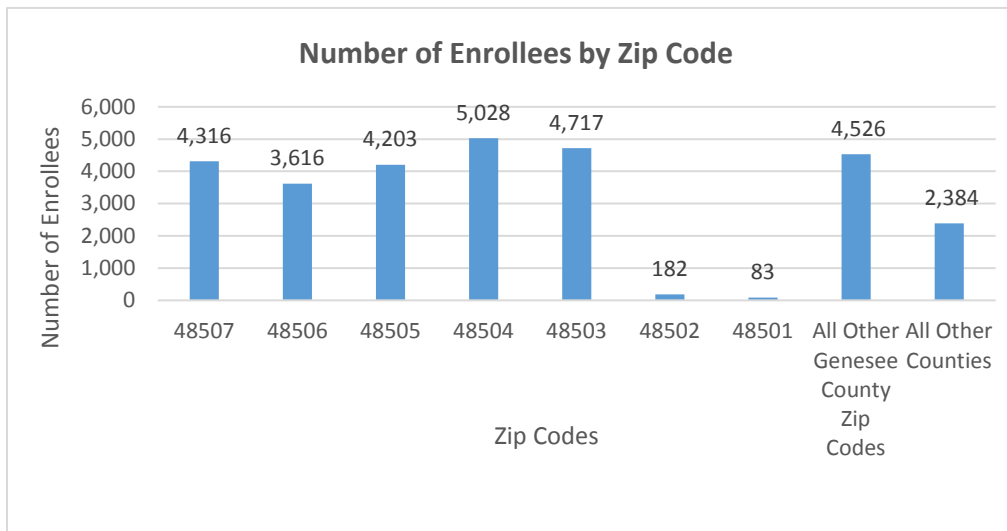
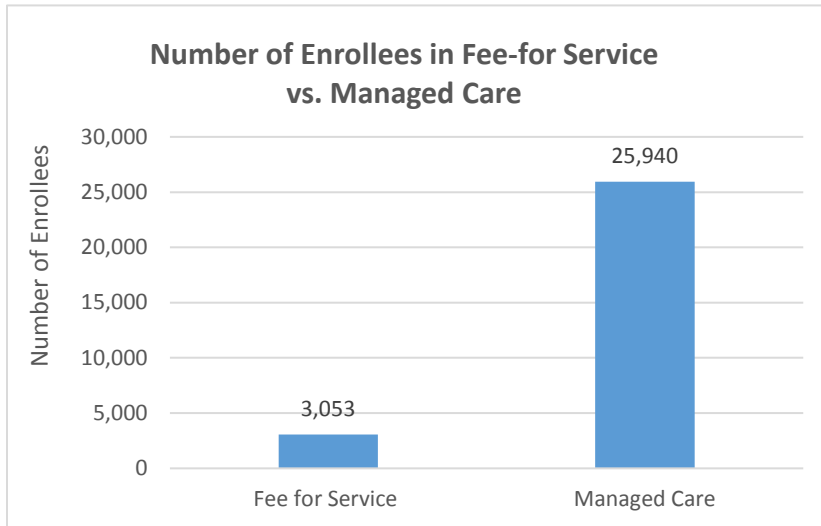


## Flint Waiver Progress Report

Tuesday, August 1, 2017

### Health Plan Enrollment

Health Plan	Number of Enrollees	Percent of Total Enrollment
Aetna Better Health of Michigan	24	0.1%
Blue Cross Complete of Michigan	2,308	8.9%
HAP Midwest Health Plan	349	1.3%
Harbor Health Plan	3	0%
McLaren Health Plan	6,258	24.1%
Meridian Health Plan of Michigan	5,642	21.8%
Molina Healthcare of Michigan	10,366	40%
Priority Health Choice	21	0.1%
Total Health Care	24	0.1%
United Healthcare Community Plan	924	3.6%
Upper Peninsula Health Plan	21	0.1%



### Application and Applicant Data (since 5/9/16)

<b>Total Applications</b>	<b>15,978</b>
<b>Applicant Data</b>	
Applicants approved	5,616
Applicants approved for other Medicaid health care programs	8,751
Applicants pending	53
Applicants denied	8,936
<b>Total Applicants</b>	<b>23,356</b>

Application data is a running total and will not match enrollment data referenced on page one due to data system variances and normal monthly enrollment changes.