

Michigan Department of Health and Human Services
Integrated Care Division



Enrollment Dashboard

May 2017

Terminologies and Definitions

Passive Eligibility:

Individuals who meet the full criteria to be passively enrolled into MI Health Link Program

Enrollment:

Individuals currently enrolled in MI Health Link

Passive Enrollment:

An enrollment process through which an eligible individual is enrolled by the MDHHS (or its vendor) into an ICO, following a minimum 60 calendar day advance notification. Eligible individuals are automatically enrolled if they do not chose to opt out of the program

- PACE and MI Choice participants, people with a union or employer sponsored Medicare retirement plan, and those identified as a native American, Alaskan, or migrant are not eligible for passive enrollment
- Effective July 1st 2016, MI Care Team Program participants are not eligible for passive enrollment; however, they will be able to voluntarily enroll in MI Health Link

LOC (Level of Care):

State-specific codes that indicate certain level of healthcare service needs

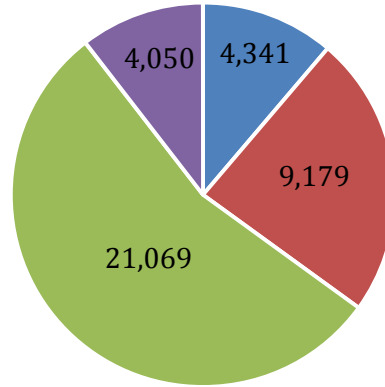
Voluntary Disenrollment:

A beneficiary leaving MI Health Link per the decision of that individual

Involuntary Disenrollment:

A beneficiary leaving MI Health Link per Medicaid criteria

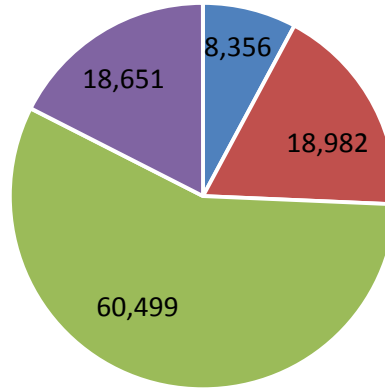
Enrollment by Region



■ 1 (Upper Peninsula) ■ 4 (Southwest) ■ 7 (Wayne) ■ 9 (Macomb)

Regions	May	April	Difference	Percentage
1 (Upper Peninsula)	4,341	4,300	41	1.0%
4 (Southwest)	9,179	9,144	35	0.4%
7 (Wayne)	21,069	20,887	182	0.9%
9 (Macomb)	4,050	4,048	2	0.0%
Total	38,639	38,379	260	0.7%
Percentage = (Difference/April)*100				

Eligible for Passive Enrollment by Region

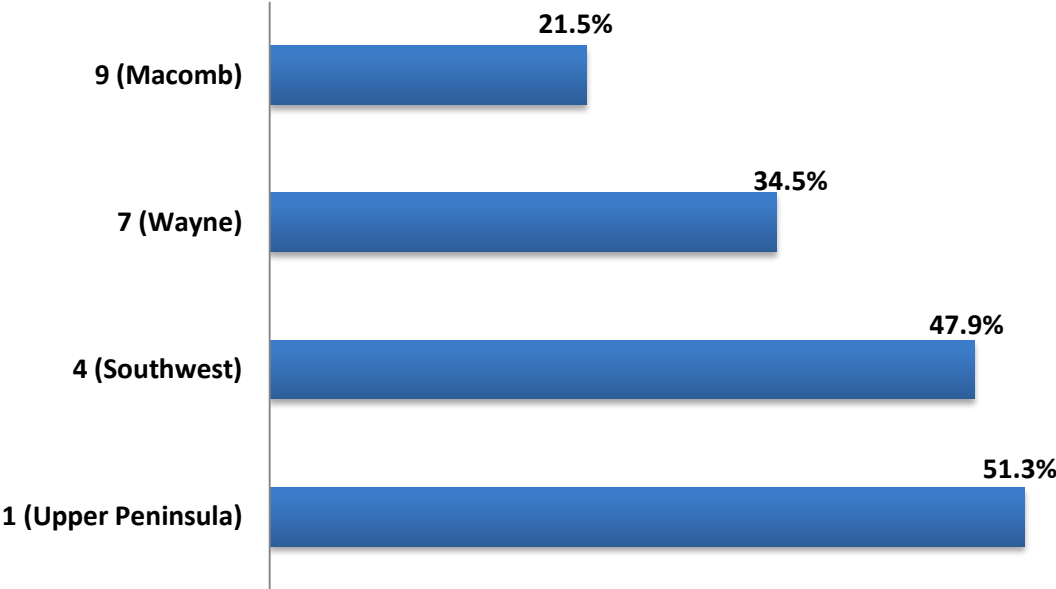


■ 1 (Upper Peninsula) ■ 4 (Southwest) ■ 7 (Wayne) ■ 9 (Macomb)

Regions	May	April	Difference	Percentage
1 (Upper Peninsula)	8,356	8,514	(158)	-1.86%
4 (Southwest)	18,982	19,210	(228)	-1.19%
7 (Wayne)	60,499	61,106	(607)	-0.99%
9 (Macomb)	18,651	18,842	(191)	-1.01%
Total	106,488	107,672	(1,184)	-1.10%
Percentage = (Difference/April)*100				

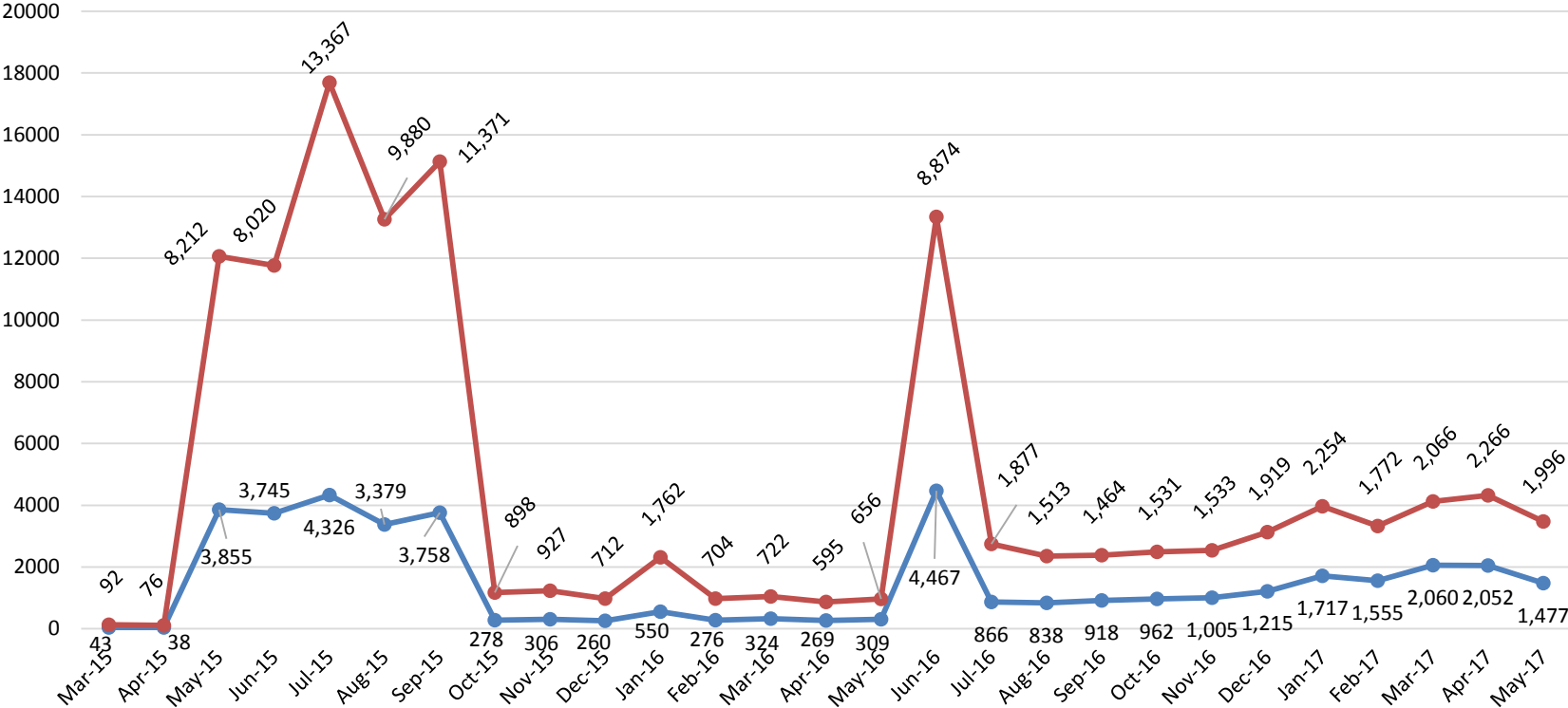
Percent of Enrolled from Population Eligible

May			
Region	Enrolled	Eligible	Enrolled/Eligible
1 (Upper Peninsula)	4,341	8,470	51.3%
4 (Southwest)	9,179	19,182	47.9%
7 (Wayne)	21,069	61,153	34.5%
9 (Macomb)	4,050	18,810	21.5%
Total Average	38,639	107,615	35.9%

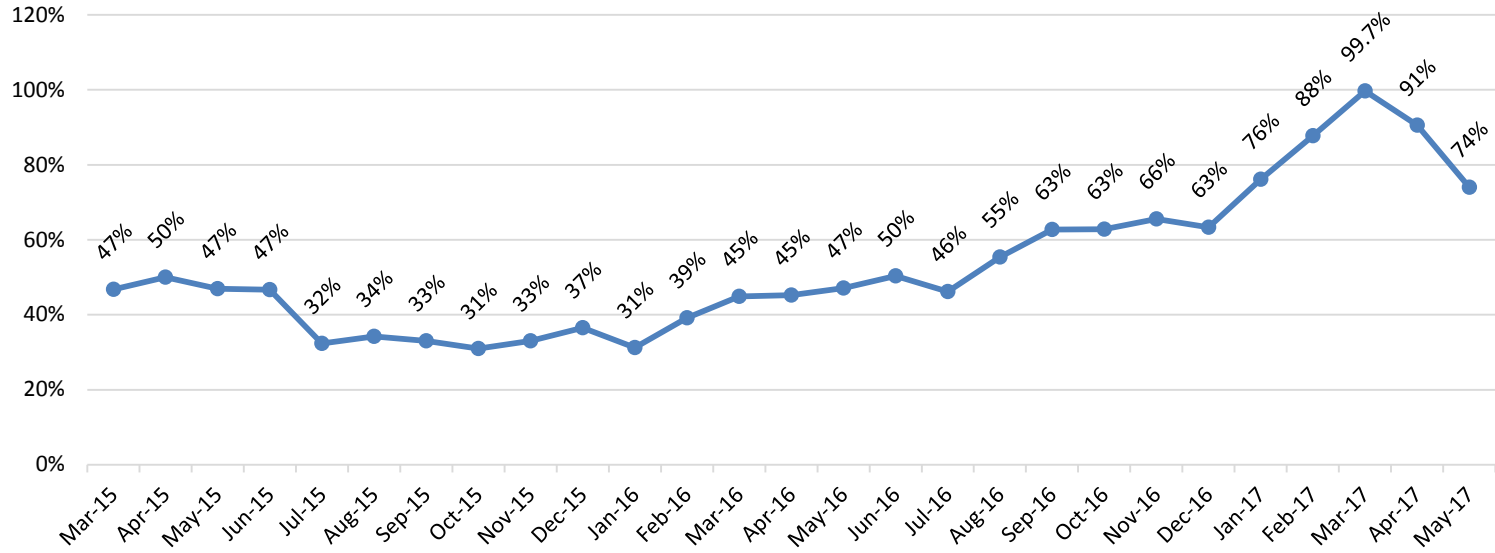


Enrollment Retention by Month

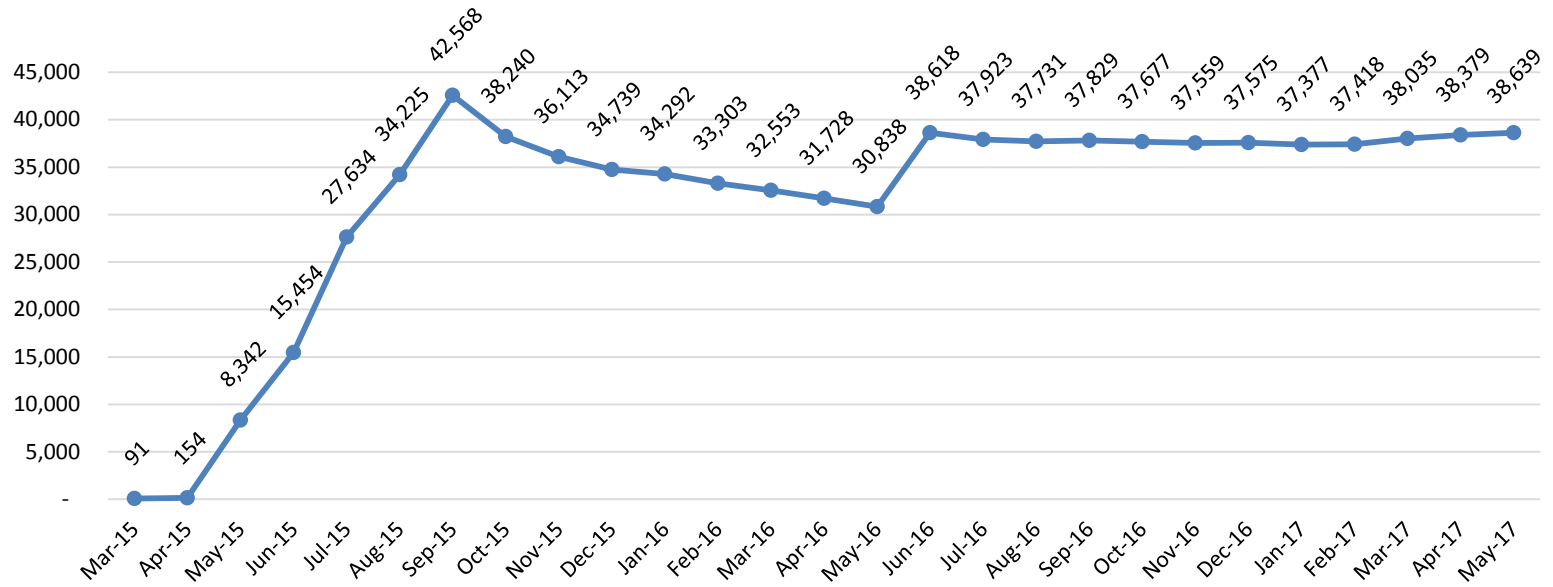
Blue- Current Red- Original



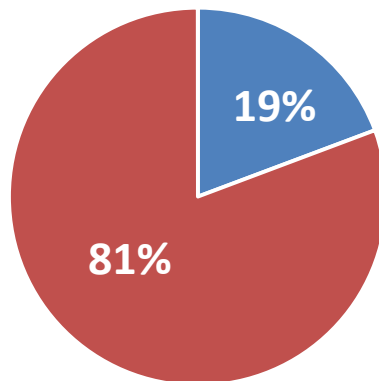
Enrollment Retention Percentage by Month



Enrollment by Month



Opt-In & Passive Enrollment Percentage



■ Opt-In ■ Passive

May		
	Opt-In	Passive
(1) Upper Peninsula	355	3,988
(4) Southwest	1,368	7,821
(7) Wayne	4,804	16,278
(9) Macomb	940	3,141
Total	7,467	31,228

Enrollment by Level of Care and Region

Region	LOC Categories				
	HCBS	NF	Community	CMCF	Total
1 (Upper Peninsula)	28	280	3,727	203	4,238
4 (Southwest)	42	390	8,470	52	8,954
7 (Wayne)	508	850	18,636	N/A	19,994
9 (Macomb)	77	275	4,401	0	4,753
May Total	655	1,795	35,234	255	37,939
April Total	640	1,800	34,988	268	37,696
Difference	15	(5)	246	(13)	243
Percentage	2.3%	-0.3%	0.7%	-4.9%	0.6%
Percentage = (Difference/April)*100					

HCBS: Home & Community Based Service Waiver

NF: Privately Owned Nursing Facility or Hospital LTC Units

CMCF: County Medical Care Facility

Enrollment by Level of Care and ICO

ICOs	LOC Categories				
	HCBS	NF	Community	CMCF	May
Aetna	44	314	6,915	24	7,297
AmeriHealth	56	225	2,945	-	3,226
MI Complete Health	180	119	1,897	0	2,196
HAP Midwest	215	251	4,542	-	5,008
Meridian	19	251	5,227	28	5,525
Molina	113	356	9,999	-	10,468
UPHP	28	280	3,727	203	4,238
Total	655	1,796	35,252	255	37,958

HCBS: Home & Community Based Service waiver

NF: Privately Owned Nursing Facility or Hospital LTC Units

CMCF: County Medical Care Facility

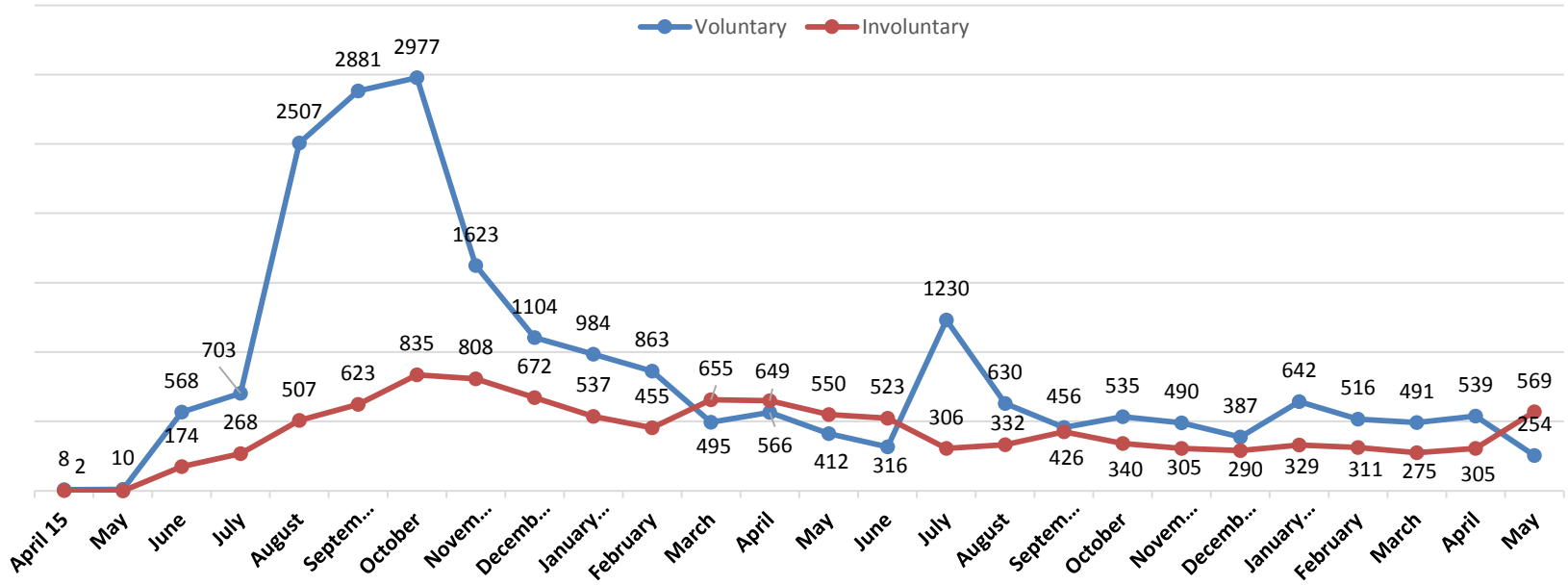
ICO Enrollment by Region

May				
	1 (Upper Peninsula)	4 (Southwest)	7 (Wayne)	9 (Macomb)
UPHP	4,295			
Meridian		5,607		
Aetna		3,530	3,190	712
AmeriHealth			2,682	598
MI Complete			1,867	359
HAP Midwest			4,193	883
Molina			9,147	1,504

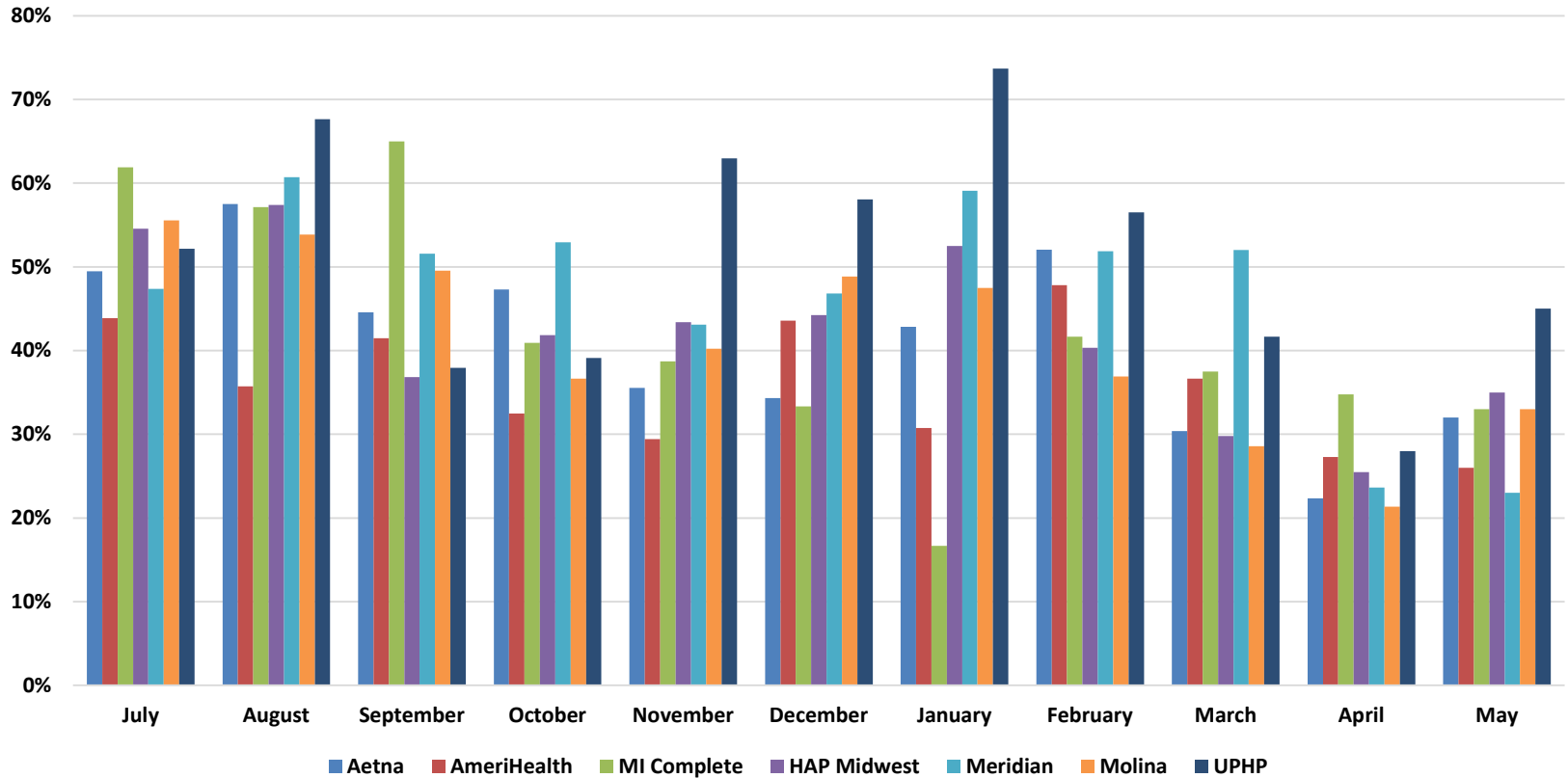
	1 (Upper Peninsula)	4 (Southwest)	7 (Wayne)	9 (Macomb)
UPHP	100%			
Meridian		61%		
Aetna		39%	15%	17%
AmeriHealth			13%	15%
MI Complete			9%	9%
HAP Midwest			20%	22%
Molina			43%	36%

Disenrollment by Month

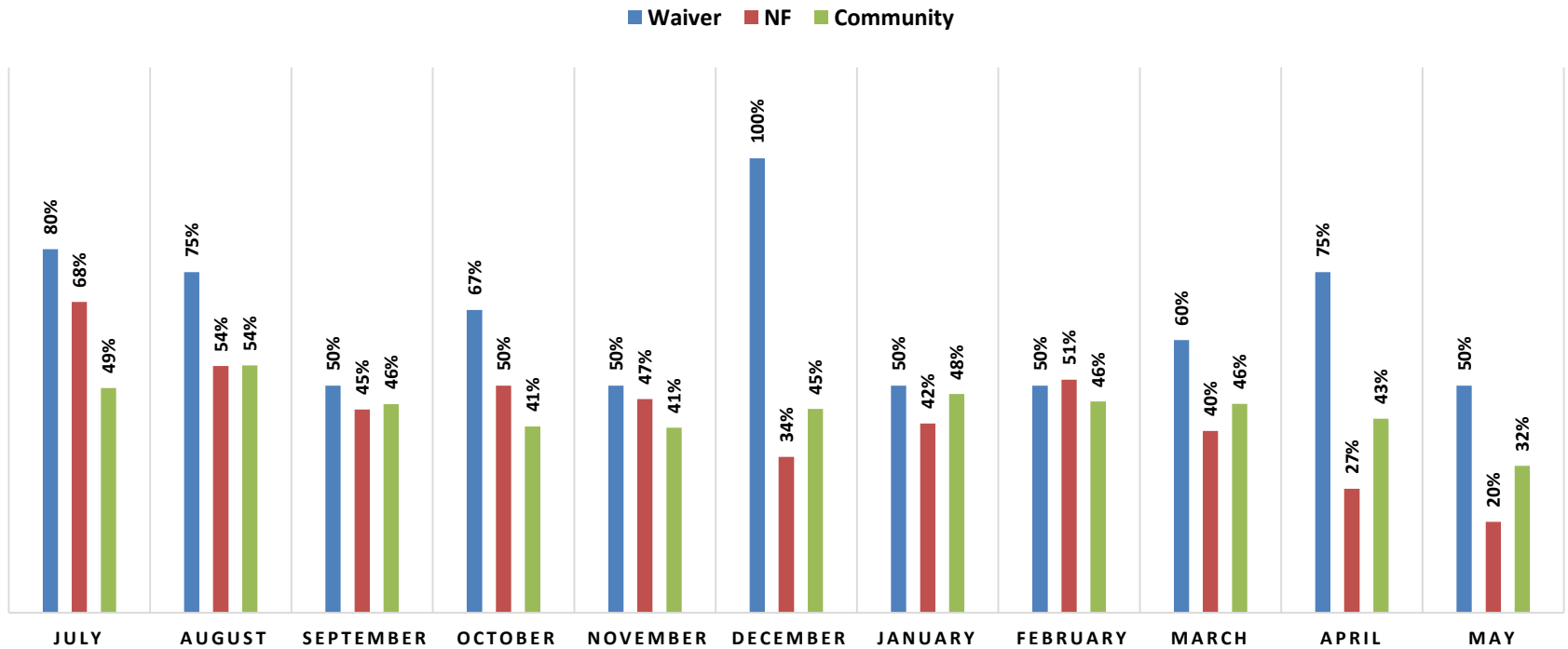
Blue – Voluntary Red- Involuntary



ICO Deeming Retention Percentage by Month



ICO Deeming Retention Percentage by LOC and Month



Information provided in the Dashboard is based on data available from the MDHHS CHAMPS Data Warehouse from June 7th, 2017