

Flint Waiver Progress Report

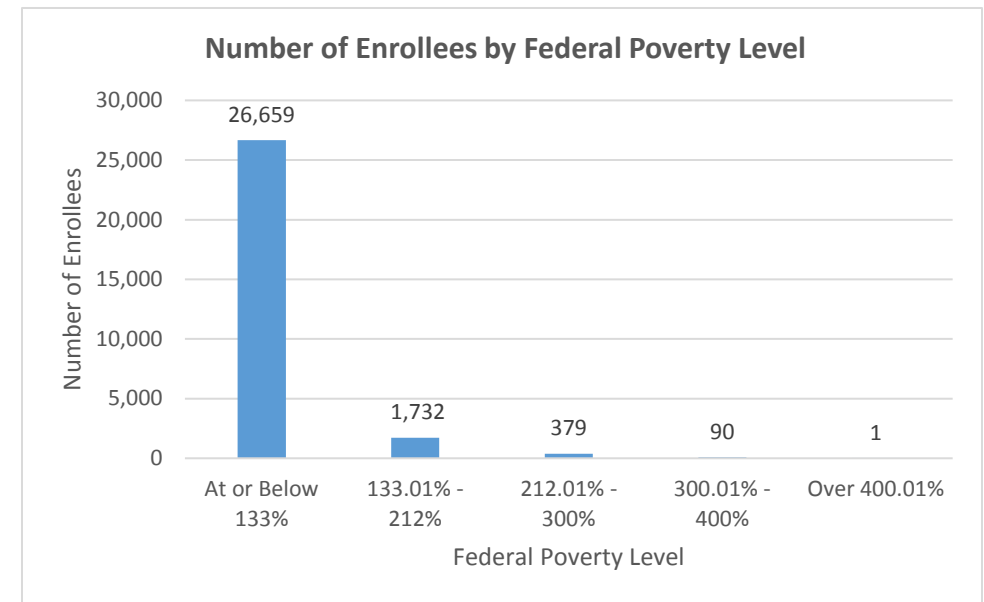
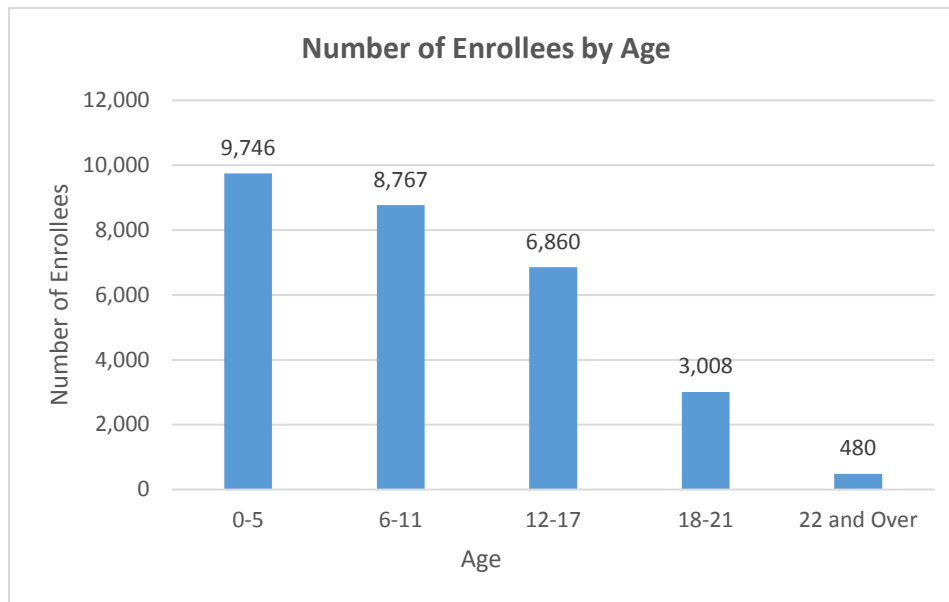
Tuesday, August 29, 2017

TOTAL ENROLLEES: 28,861

Enrollment Break Down

Gender		Pregnant Women and Under 21	
Male	14,357	Pregnant Women	681
Female	14,504	Under 21	28,180
Existing and New Enrollees		Type of Coverage	
Existing*	25,984	Full Coverage	28,778
New	2,877	Limited Coverage	56
		Spenddown	27

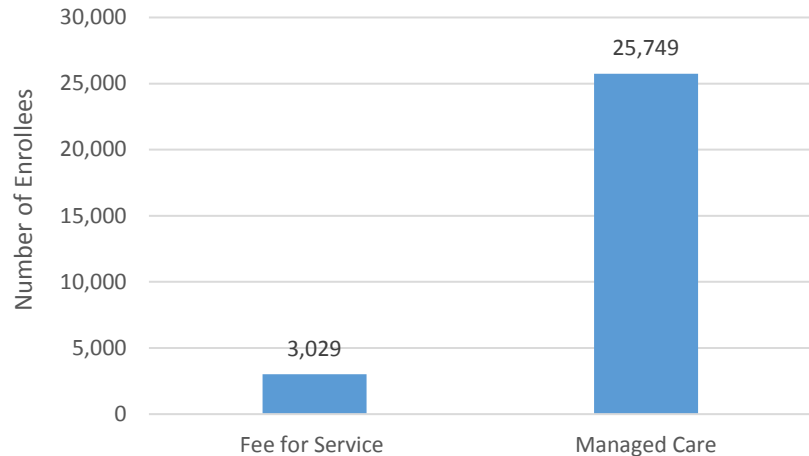
*Existing refers to people already enrolled as of 5/9/2016.



Flint Waiver Progress Report

Tuesday, August 29, 2017

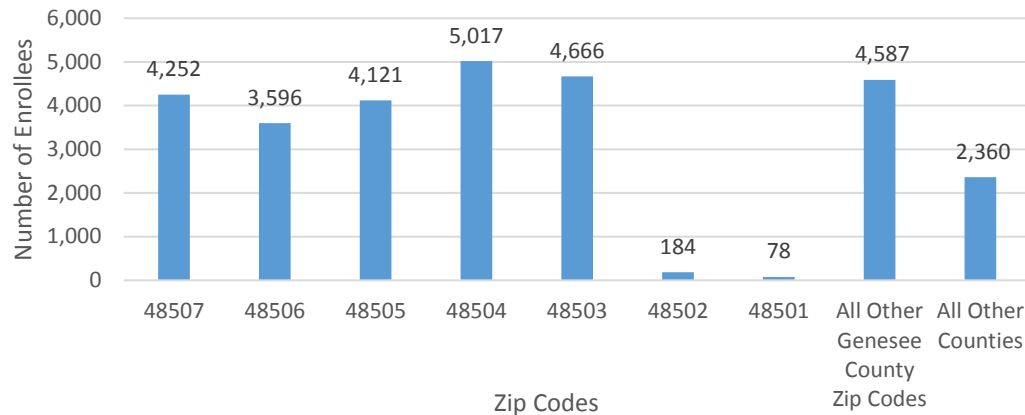
Number of Enrollees in Fee-for-Service vs. Managed Care



Health Plan Enrollment

Health Plan	Number of Enrollees	Percent of Total Enrollment
Aetna Better Health of Michigan	19	0.1%
Blue Cross Complete of Michigan	2,372	9.2%
HAP Midwest Health Plan	354	1.4%
Harbor Health Plan	3	0.0%
McLaren Health Plan	6,210	24.1%
Meridian Health Plan of Michigan	5,561	21.6%
Molina Healthcare of Michigan	10,240	39.8%
Priority Health Choice	21	0.1%
Total Health Care	23	0.1%
United Healthcare Community Plan	920	3.6%
Upper Peninsula Health Plan	26	0.1%

Number of Enrollees by Zip Code



Application and Applicant Data (since 5/9/16)

Total Applications	16,660
Applicant Data	
Applicants approved	5,861
Applicants approved for other Medicaid health care programs	9,140
Applicants pending	50
Applicants denied	10,252
Total Applicants	25,303

Application data is a running total and will not match enrollment data referenced on page one due to data system variances and normal monthly enrollment changes.