

Flint Waiver Progress Report

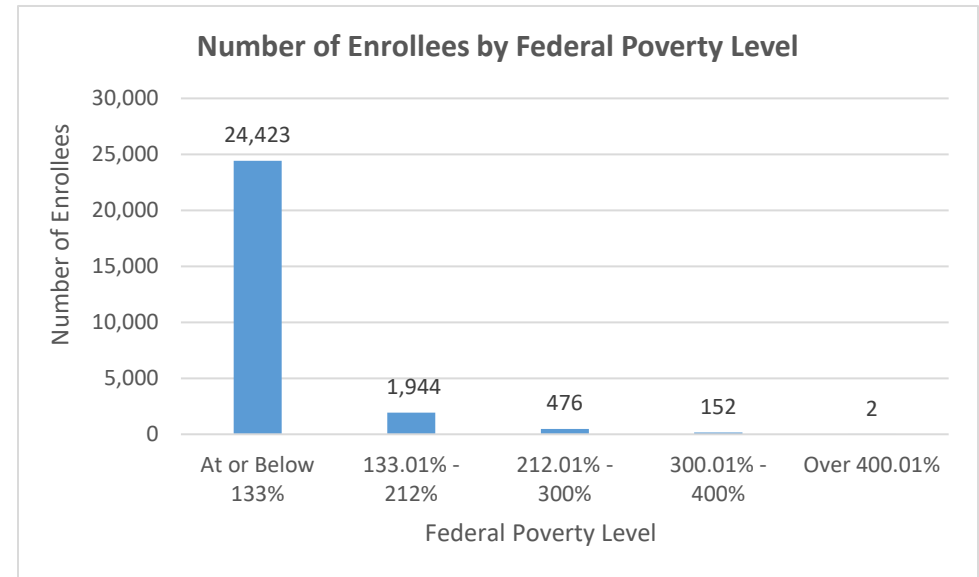
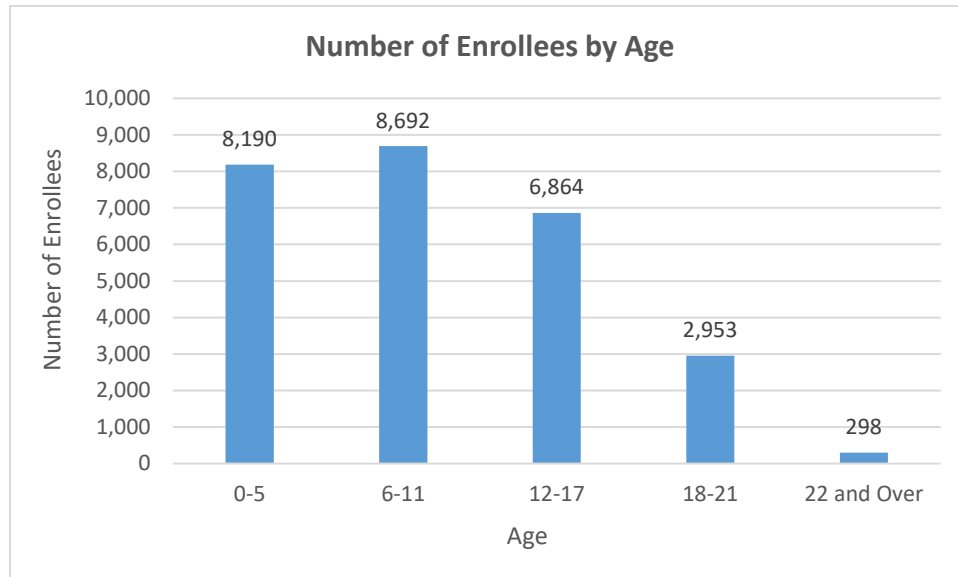
Tuesday, July 31, 2018

TOTAL ENROLLEES: 26,997

Enrollment Breakdown

Gender		Pregnant Women and Under 21	
Male	12,550	Pregnant Women	455
Female	12,447	Under 21	26,542

Existing and New Enrollees		Type of Coverage	
Existing*	23,551	Full Coverage	26,952
New	3,446	Limited Coverage	32
<i>*Existing refers to people already enrolled as of 5/9/2016.</i>		Spenddown	13



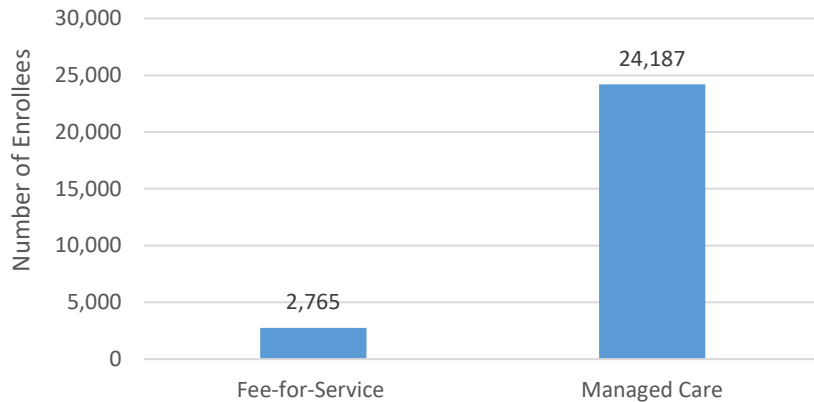
Flint Waiver Progress Report

Tuesday, July 31, 2018

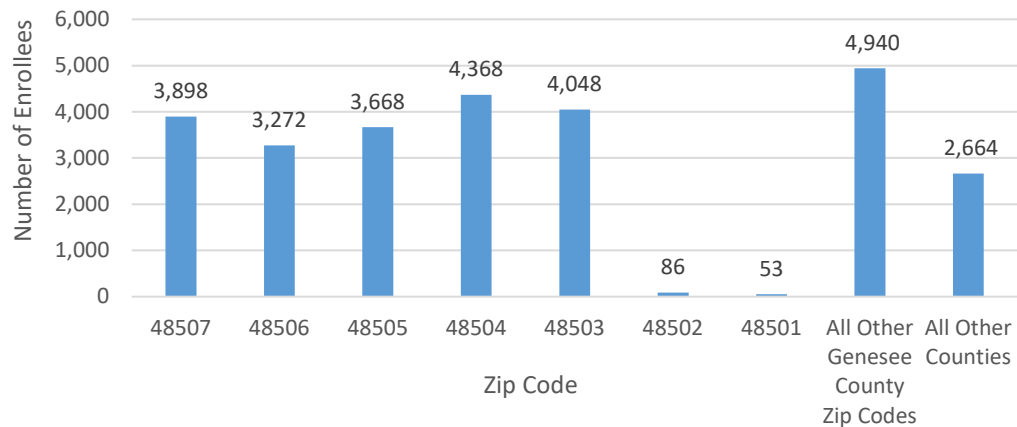
Health Plan Enrollment

Health Plan	Number of Enrollees	Percent of Total Enrollment
Aetna Better Health of Michigan	7	0.0%
Blue Cross Complete of Michigan	2,395	9.9%
HAP Midwest Health Plan	310	1.3%
Harbor Health Plan	4	0.0%
McLaren Health Plan	5,842	24.2%
Meridian Health Plan of Michigan	5,471	22.6%
Molina Healthcare of Michigan	9,158	37.9%
Priority Health Choice	35	0.1%
Total Health Care	27	0.1%
United Healthcare Community Plan	922	3.8%
Upper Peninsula Health Plan	16	0.1%

Number of Enrollees in Fee-for-Service vs. Managed Care



Number of Enrollees by Zip Code



Application and Applicant Data (since 5/9/16)

Total Applications	23,163
Applicant Data	
Applicants approved	8,447
Applicants approved for other Medicaid health care programs	12,978
Applicants pending	18
Applicants denied	29,247
Total Applicants	50,690

Application data is a running total and will not match enrollment data referenced on page 1 due to data system variances and normal monthly enrollment changes.