

## Flint Waiver Progress Report

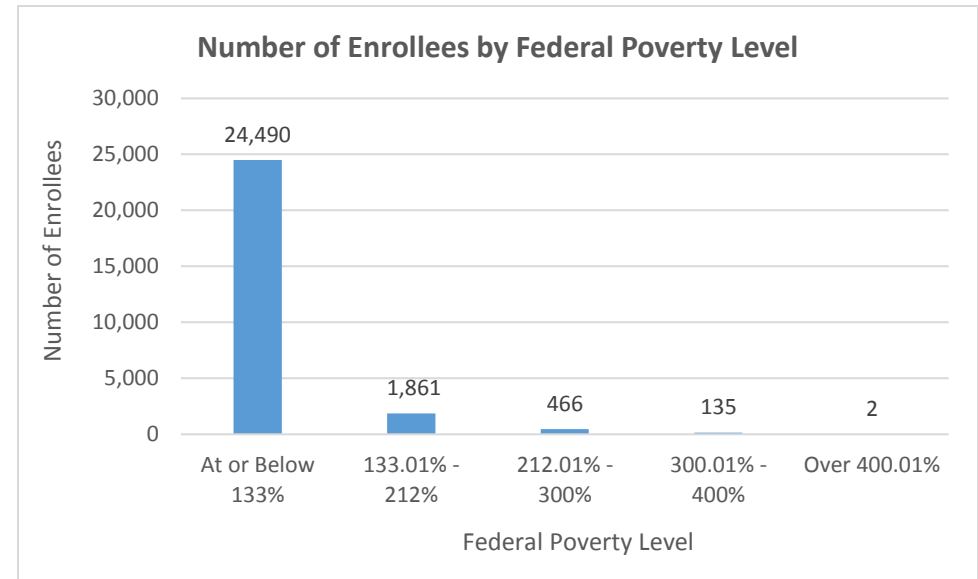
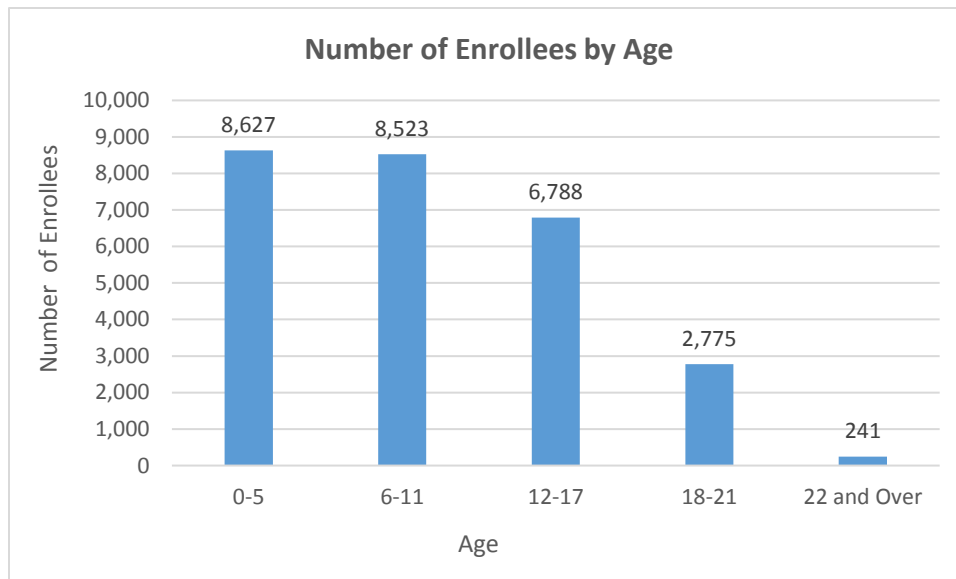
Tuesday, March 20, 2018

**TOTAL ENROLLEES: 26,954**

### Enrollment Breakdown

Gender		Pregnant Women and Under 21	
Male	13,592	Pregnant Women	393
Female	13,362	Under 21	26,561

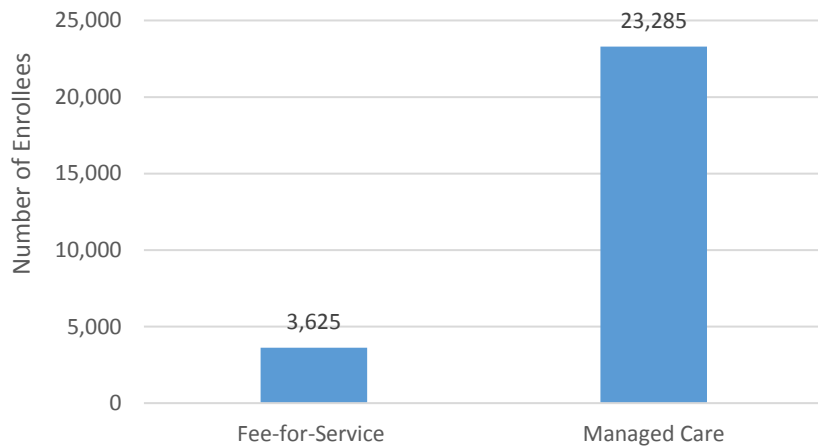
Existing and New Enrollees		Type of Coverage	
Existing*	23,817	Full Coverage	26,910
New	3,137	Limited Coverage	31
<i>*Existing refers to people already enrolled as of 5/9/2016.</i>		Spenddown	13



## Flint Waiver Progress Report

Tuesday, March 20, 2018

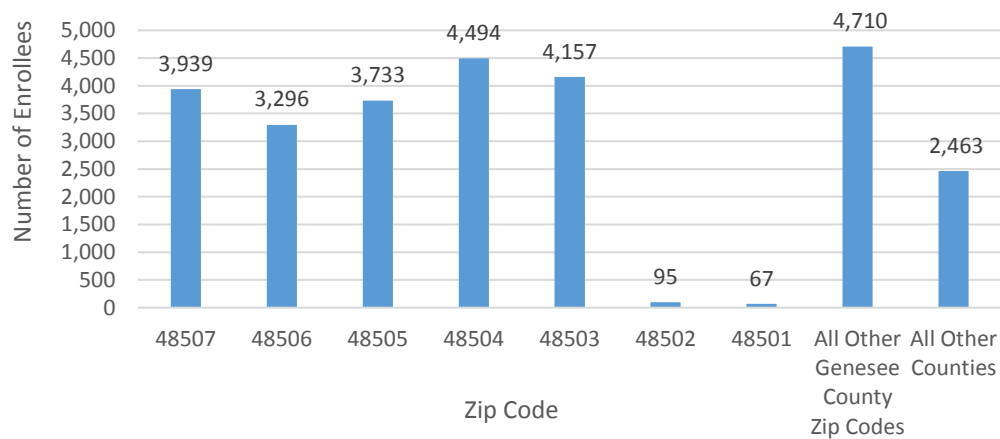
### Number of Enrollees in Fee-for-Service vs. Managed Care



### Health Plan Enrollment

Health Plan	Number of Enrollees	Percent of Total Enrollment
Aetna Better Health of Michigan	13	0.1%
Blue Cross Complete of Michigan	2,157	9.3%
HAP Midwest Health Plan	276	1.2%
Harbor Health Plan	2	0.0%
McLaren Health Plan	5,641	24.2%
Meridian Health Plan of Michigan	5,077	21.8%
Molina Healthcare of Michigan	9,210	39.6%
Priority Health Choice	23	0.1%
Total Health Care	19	0.1%
United Healthcare Community Plan	844	3.6%
Upper Peninsula Health Plan	23	0.1%

### Number of Enrollees by Zip Code



### Application and Applicant Data (since 5/9/16)

<b>Total Applications</b>	<b>21,037</b>
<b>Applicant Data</b>	
Applicants approved	7,378
Applicants approved for other Medicaid health care programs	11,893
Applicants pending	31
Applicants denied	21,530
<b>Total Applicants</b>	<b>40,832</b>

*Application data is a running total and will not match enrollment data referenced on page 1 due to data system variances and normal monthly enrollment changes.*